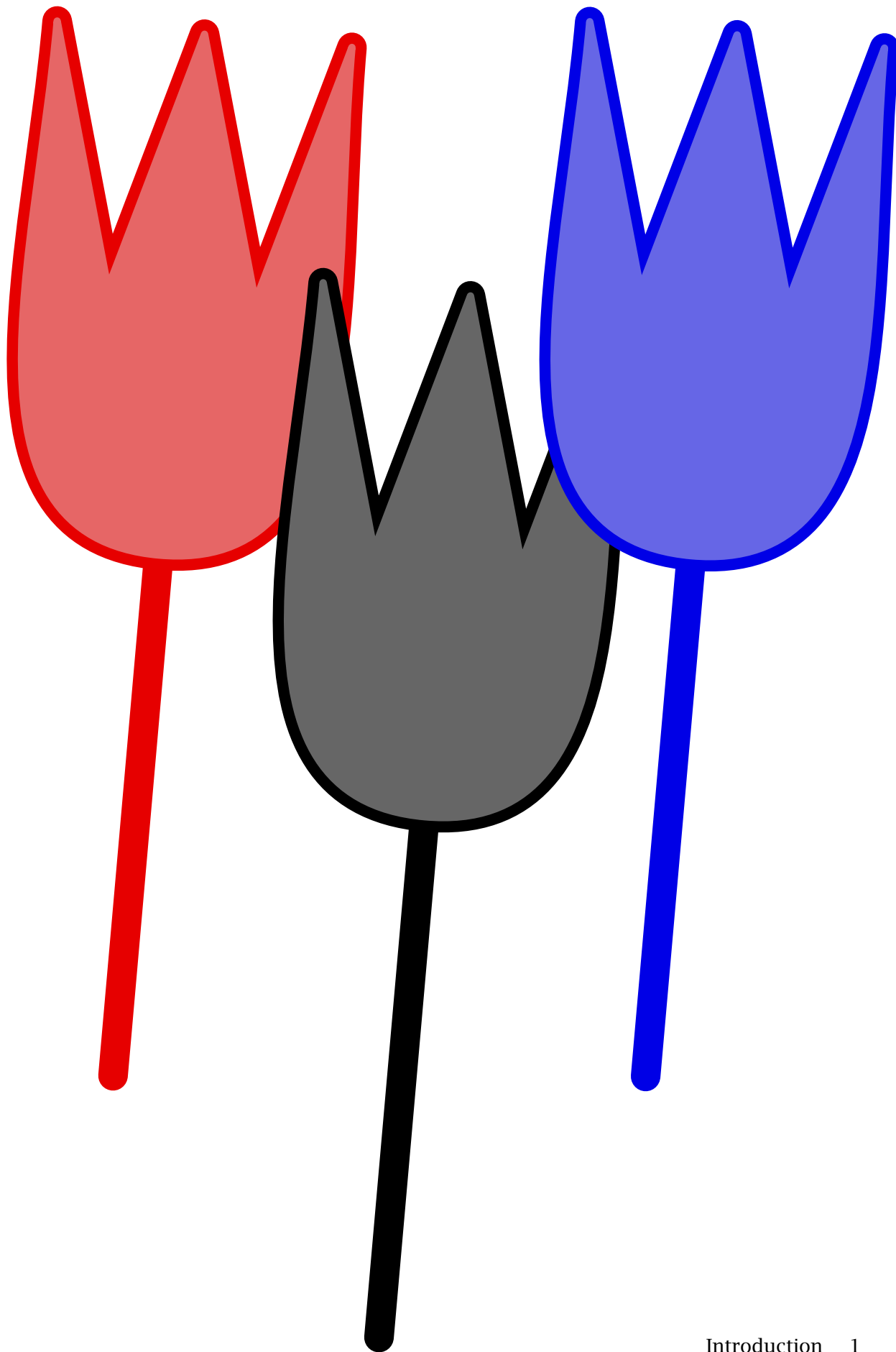


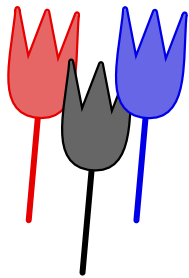
CON_TE_XT

up-to-date

1998/2

PPCH_TE_X examples





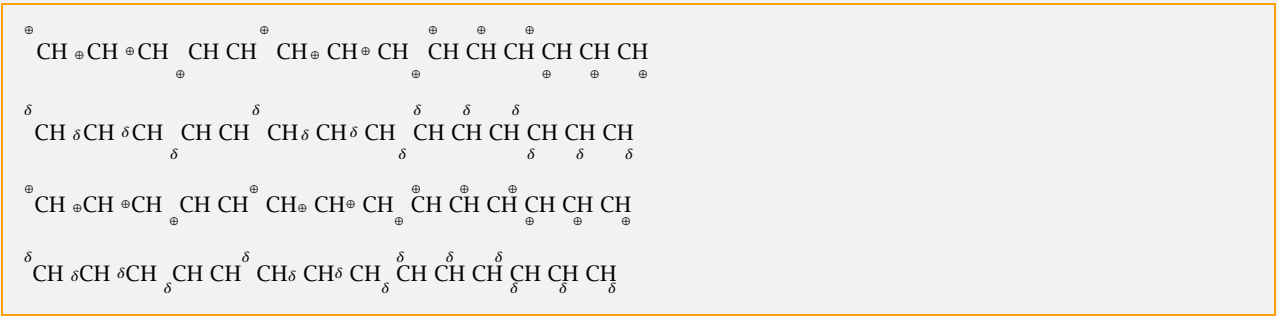
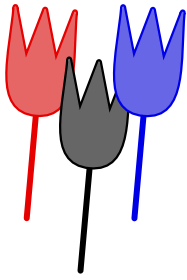
Introduction

This second issue of ConT_EXt up-to-date is dedicated to PPCHT_EX. Most of the chemical examples presented here originate from a range of learning materials that PRAGMA ADE developed and typeset through a number of years. The last few years, examples were donated by Tobias Burnus, Dirk Kuipers et.al. and we offer our thanks to their contribution. Special thanks goes to Richard Müller, who provided some DNA/RNA components. In all we think that the novice user of PPCHT_EX will find this document a useful tool to become more acquainted with PPCHT_EX.

We have tried to categorize and index the structures and equations, but in the end it seemed best to let the reader leave through these pages until a structure or an equation comes up that looks (somewhat) similar to the one he wants to typeset. Keep in mind that many examples come from educational documents and therefore are not always correct due to the purpose they serve.

This file is generated by pdfT_EX, using CONT_EXT and PPCHT_EX in combination with P_ICT_EX (positioning and text) and METAPOST (drawing graphics). The use of METAPOST as graphics engine permits us to think of more advanced features: suggestions are welcome.

If you can find no alternative for your structure or equation, you can contact us via the mailing list of PPCHT_EX. We will come back to you as soon as possible.



```

\chemical{\TL{\oplus}{CH}} \chemical{\L {\oplus}{CH}}
\chemical{\LC{\oplus}{CH}} \chemical{\BL{\oplus}{CH}}
\chemical{\TR{\oplus}{CH}} \chemical{\R {\oplus}{CH}}
\chemical{\RC{\oplus}{CH}} \chemical{\BR{\oplus}{CH}}
\chemical{\LT{\oplus}{CH}} \chemical{\T {\oplus}{CH}}
\chemical{\RT{\oplus}{CH}} \chemical{\LB{\oplus}{CH}}
\chemical{\B {\oplus}{CH}} \chemical{\RB{\oplus}{CH}}

```

\blank

```

\chemical{\TL{\delta}{CH}} \chemical{\L {\delta}{CH}}
\chemical{\LC{\delta}{CH}} \chemical{\BL{\delta}{CH}}
\chemical{\TR{\delta}{CH}} \chemical{\R {\delta}{CH}}
\chemical{\RC{\delta}{CH}} \chemical{\BR{\delta}{CH}}
\chemical{\LT{\delta}{CH}} \chemical{\T {\delta}{CH}}
\chemical{\RT{\delta}{CH}} \chemical{\LB{\delta}{CH}}
\chemical{\B {\delta}{CH}} \chemical{\RB{\delta}{CH}}

```

\blank

```

\chemical{\X\TL{\oplus}{CH}} \chemical{\X\L {\oplus}{CH}}
\chemical{\X\LC{\oplus}{CH}} \chemical{\X\BL{\oplus}{CH}}
\chemical{\X\TR{\oplus}{CH}} \chemical{\X\R {\oplus}{CH}}
\chemical{\X\RC{\oplus}{CH}} \chemical{\X\BR{\oplus}{CH}}
\chemical{\X\LT{\oplus}{CH}} \chemical{\X\T {\oplus}{CH}}
\chemical{\X\RT{\oplus}{CH}} \chemical{\X\LB{\oplus}{CH}}
\chemical{\X\B {\oplus}{CH}} \chemical{\X\RB{\oplus}{CH}}

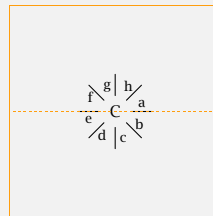
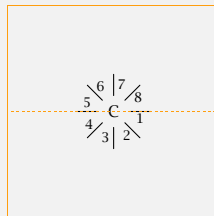
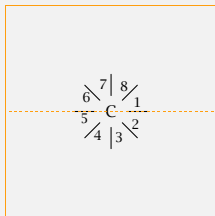
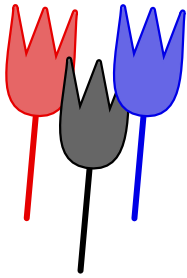
```

\blank

```

\chemical{\X\TL{\delta}{CH}} \chemical{\X\L {\delta}{CH}}
\chemical{\X\LC{\delta}{CH}} \chemical{\X\BL{\delta}{CH}}
\chemical{\X\TR{\delta}{CH}} \chemical{\X\R {\delta}{CH}}
\chemical{\X\RC{\delta}{CH}} \chemical{\X\BR{\delta}{CH}}
\chemical{\X\LT{\delta}{CH}} \chemical{\X\T {\delta}{CH}}
\chemical{\X\RT{\delta}{CH}} \chemical{\X\LB{\delta}{CH}}
\chemical{\X\B {\delta}{CH}} \chemical{\X\RB{\delta}{CH}}

```



```
\hbox to \hsize \bgroup \hss
```

```
\startchemical
```

```
\chemical[ONE,SB,ZO,ZTN][C]
```

```
\stopchemical
```

```
\hss
```

```
\startchemical
```

```
\chemical[ONE,SB,ZO,ZBN][C]
```

```
\stopchemical
```

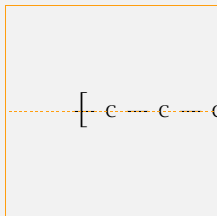
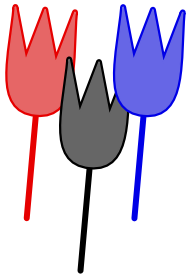
```
\hss
```

```
\startchemical
```


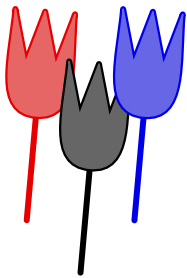
```
\chemical[ONE,SB,ZO,ZTT][C,a,b,c,d,e,f,g,h]
```

```
\stopchemical
```

```
\hss \egroup
```



```
\startchemical  
\chemical  
  [ONE,ZT5,Z0,SB15,MOV1,Z0,SB15,MOV1,SB15,Z0,ZT1]  
  [\[,C,C,C,\]{5}]  
\stopchemical
```



```
\hbox to \hsize \bgroup \hss
```

```
\startchemical
```

```
\chemical
```

```
[SIX,B1234,CD1..5,+SB5,-SB6,Z6,Z0]
```

```
[\T{\ominus}{0},\oplus]
```

```
\stopchemical
```

```
\hss
```

```
\startchemical
```


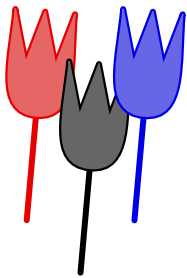
```
\chemical
```

```
[SIX,B1234,CCD1..5,+SB5,-SB6,Z6,Z0]
```

```
[\T{\ominus}{0},\oplus]
```

```
\stopchemical
```

```
\hss \egroup
```



```
\hbox to \hsize \bgroup \hss
```

```
\startchemical
```

```
\chemical[FIVE,B123,CD1235,+SB4,-SB5,Z5][0]
```

```
\stopchemical
```

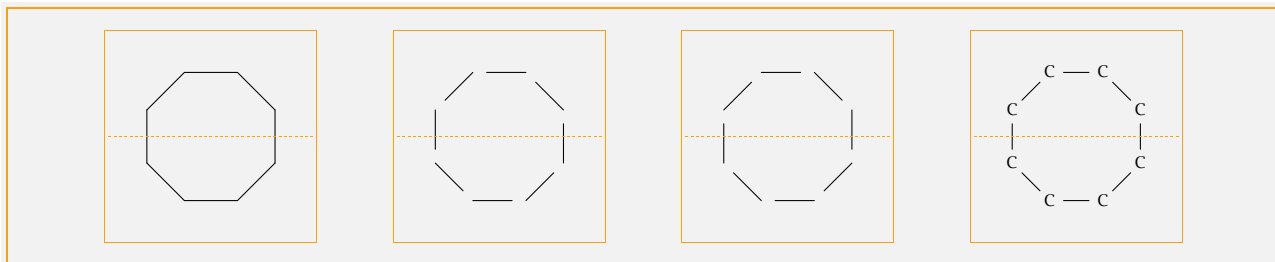
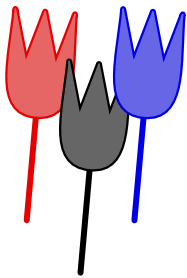
```
\hss
```

```
\startchemical
```

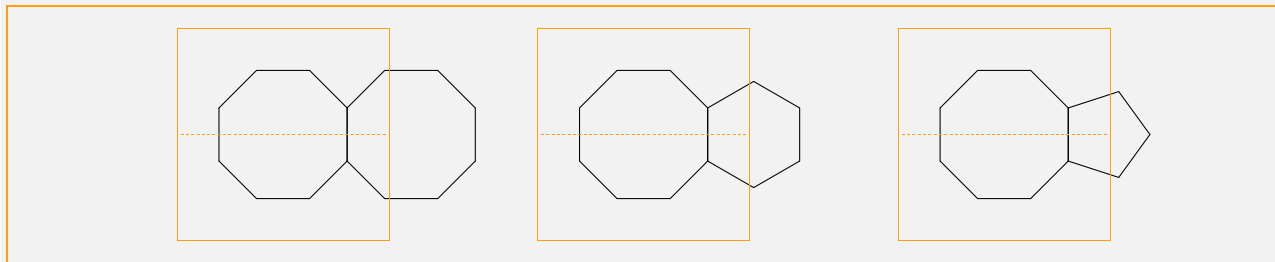
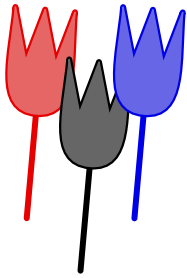
```
\chemical[FIVE,B123,CCD1235,+SB4,-SB5,Z5][0]
```

```
\stopchemical
```

```
\hss \egroup
```



```
\hbox to \hsize \bgroup \hss
\startchemical
  \chemical[EIGHT,B]
\stopchemical
\hss
\startchemical
  \chemical[EIGHT,-SB]
\stopchemical
\hss
\startchemical
  \chemical[EIGHT,+SB]
\stopchemical
\hss
\startchemical
  \chemical[EIGHT,SB,Z][C,C,C,C,C,C,C,C]
\stopchemical
\hss \egroup
```

```
\hbox to \hsize \bgroup \hss
```

```
\startchemical
```

```
\chemical[EIGHT,B,MOV1,B]
```

```
\stopchemical
```

```
\hss
```

```
\startchemical
```

```
\chemical[EIGHT,B,ADJ1,SIX,B]
```

```
\stopchemical
```

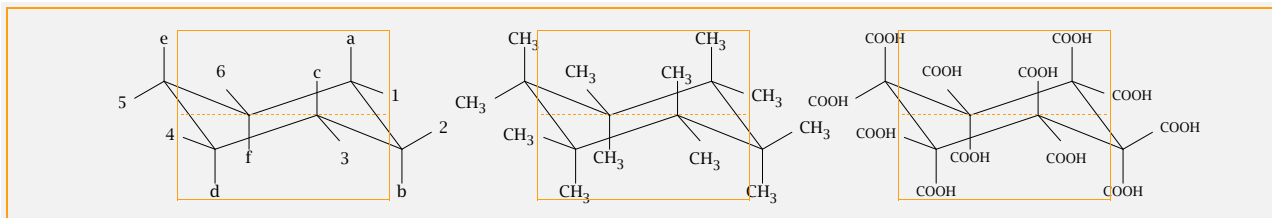
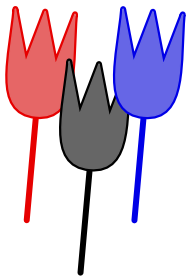
```
\hss
```

```
\startchemical
```

```
\chemical[EIGHT,B,ADJ1,FIVE,ROT3,B]
```

```
\stopchemical
```

```
\hss \egroup
```



```
\setupchemical
```

```
[width=5000]
```

```
\hbox to \hsize \bgroup \hss
```

```
\startchemical[scale=small]
```

```
\chemical
```

```
[CHAIR,B,+R,-R,
```

```
+RZ1,+RZ2,+RZ3,+RZ4,+RZ5,+RZ6,
```

```
-RZ1,-RZ2,-RZ3,-RZ4,-RZ5,-RZ6]
```

```
[a,b,c,d,e,f,1,2,3,4,5,6]
```

```
\stopchemical
```

```
\hss
```

```
\startchemical[scale=small]
```

```
\chemical
```

```
[CHAIR,B,+R,-R,
```

```
+RZ1,+RZ2,+RZ3,+RZ4,+RZ5,+RZ6,
```

```
-RZ1,-RZ2,-RZ3,-RZ4,-RZ5,-RZ6]
```

```
[CH_3,CH_3,CH_3,CH_3,CH_3,CH_3,CH_3,CH_3,CH_3,CH_3,CH_3]
```

```
\stopchemical
```

```
\hss
```

```
\startchemical[scale=small,size=small]
```

```
\chemical
```

```
[CHAIR,B,+R,-R,
```

```
+RZ1,+RZ2,+RZ3,+RZ4,+RZ5,+RZ6,
```

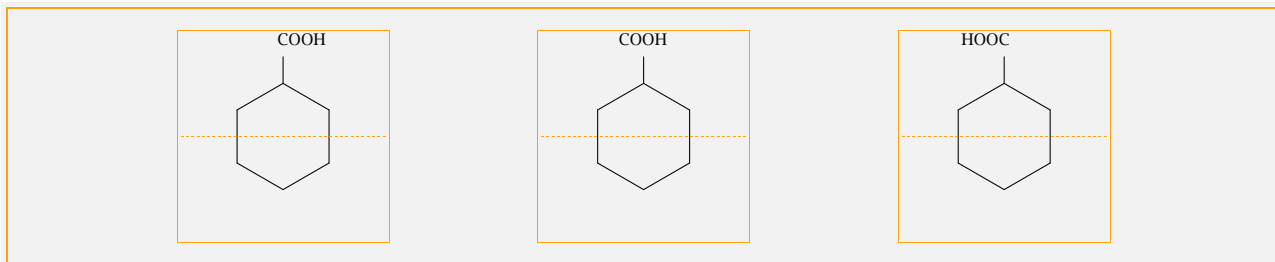
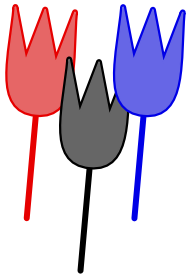
```
-RZ1,-RZ2,-RZ3,-RZ4,-RZ5,-RZ6]
```

```
[COOH,COOH,COOH,COOH,COOH,COOH,
```

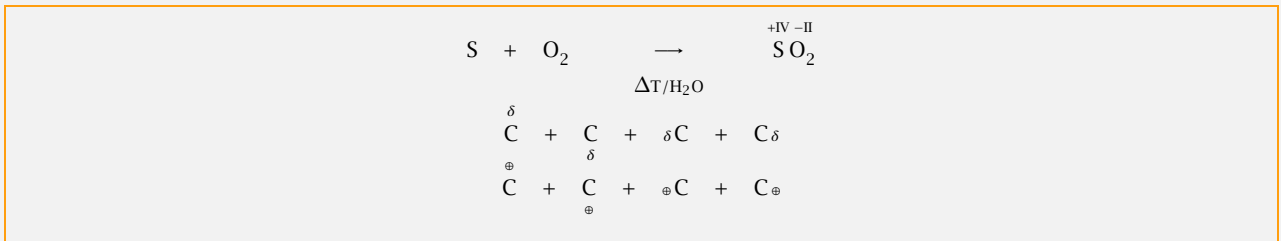
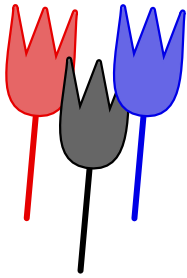
```
COOH,COOH,COOH,COOH,COOH,COOH]
```

```
\stopchemical
```

```
\hss \egroup
```



```
\hbox to \hsize \bgroup \hss
\startchemical
  \chemical[SIX,B,R6,RZ6][\SL{COOH}]
\stopchemical
\hss
\startchemical
  \chemical[SIX,B,R6,RZ6][\SM{COOH}]
\stopchemical
\hss
\startchemical
  \chemical[SIX,B,R6,RZ6][\SR{HOOC}]
\stopchemical
\hss \egroup
```



```

\startformula
\chemical{S}+\chemical{O_2}
\chemical{GIVES}{\Delta T / H_2O}
\chemical{\+{4}{S}\-{2}{O_2}}
\stopformula

```

```

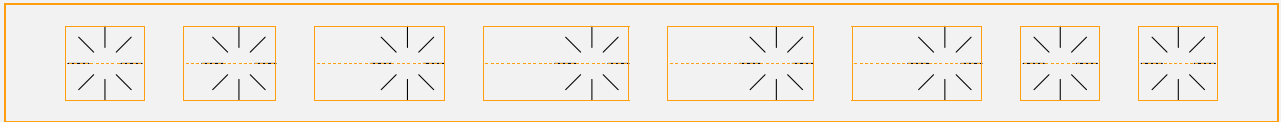
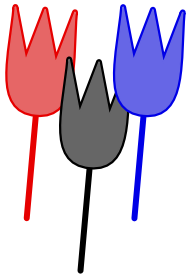
\startformula
\chemical{\T\delta{C}} +
\chemical{\B\delta{C}} +
\chemical{\L\delta{C}} +
\chemical{\R\delta{C}}
\stopformula

```

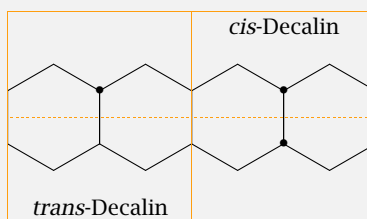
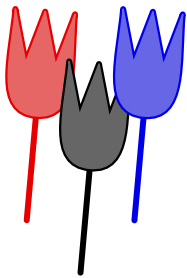
```

\startformula
\chemical{\T\oplus{C}} +
\chemical{\B\oplus{C}} +
\chemical{\L\oplus{C}} +
\chemical{\R\oplus{C}}
\stopformula

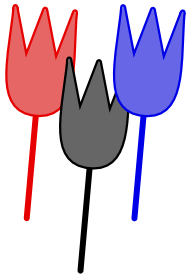
```



```
\setupchemical
  [height=fit,width=1500]
\hbox to \hsize \bgroup                                \hss
\startchemical \chemical [ONE,SB]                      \stopchemical \hss
\startchemical \chemical [ONE,3OFF1,SB]                \stopchemical \hss
\startchemical \chemical [ONE,MOV1,SB]                 \stopchemical \hss
\startchemical \chemical [ONE,3OFF1,MOV1,SB]           \stopchemical \hss
\startchemical \chemical [ONE,MOV1,3OFF1,SB]           \stopchemical \hss
\startchemical \chemical [ONE,MOV1,3OFF1,OFF0,SB]     \stopchemical \hss
\startchemical \chemical [ONE,MOV1,3OFF1,MOV0,SB]     \stopchemical \hss
\startchemical \chemical [ONE,MOV1,MOV0,SB]           \stopchemical \hss
\egroup
```



```
\startformula
\startchemical[width=fit]
\chemical[SIX,B,Z1,MOV1,B][\hbox{$\bullet$}]
\bottomtext{{\s1 trans}-Decalin}
\stopchemical
\startchemical[width=fit]
\chemical[SIX,B,Z12,MOV1,B][\hbox{$\bullet$},\hbox{$\bullet$}]
\toptext{{\s1 cis}-Decalin}
\stopchemical
\stopformula
```



In display mode:

$$K_b = \frac{[\text{H}_3\text{O}^+][\text{OH}^-]}{[\text{H}_2\text{O}]}$$

In text mode: $\frac{K_b=[\text{H}_3\text{O}^+][\text{OH}^-]}{[\text{H}_2\text{O}]}$

With adjusted brackets: $\frac{K_b=[\text{H}_3\text{O}^+][\text{OH}^-]}{[\text{H}_2\text{O}]}$

In display mode:

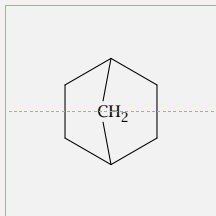
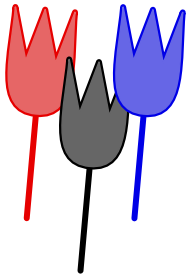
```
\startformula
```

```
K_b = {[[\chemical{H_3O^+}] [\chemical{OH^-}]]\over{[\chemical{H_2O}]}}
```

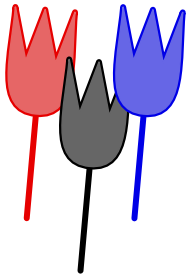
```
\stopformula
```

In text mode: $\$K_b = {[[\chemical{H_3O^+}] [\chemical{OH^-}]] \over {[\chemical{H_2O}]}}\$$

With adjusted brackets: $\$K_b = {\big[\chemical{H_3O^+}\big] \big[\chemical{OH^-}\big] \over {\big[\chemical{H_2O}\big]}}\$$



```
\startchemical  
  \chemical[SIX,B,MID,MIDZ][\SL{CH_2}]  
\stopchemical
```

H₂O or H₂O when typeset in display mode becomes:

liquid

H₂O or H₂O

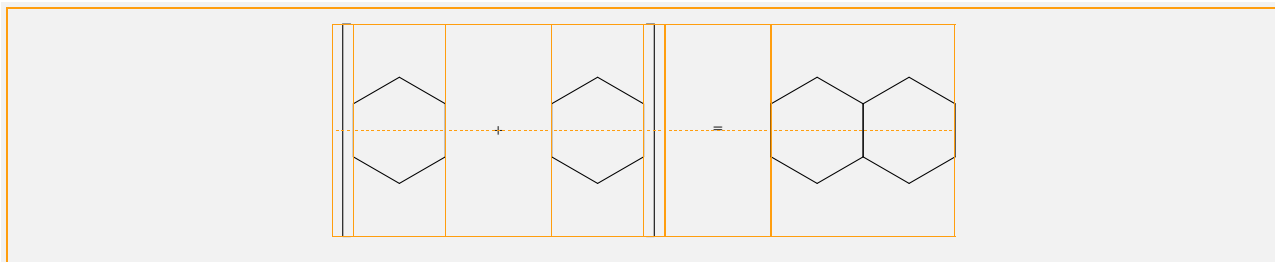
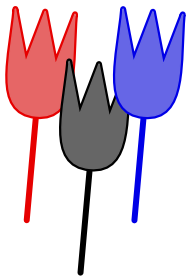
water water

`\chemical{H_20}{liquid}{water}` or `$_chemical{H_20}{liquid}{water}$` when typeset in display mode becomes:

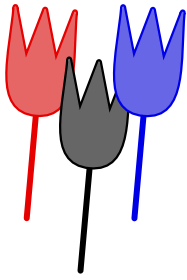
`\startformula`

`\chemical{H_20}{liquid}{water} \hbox{or} \chemical{H_20}{water}`

`\stopformula`



```
\startformula
\startchemical[width=fit] \chemical[OPENCOMPLEX] \stopchemical
\startchemical[width=fit] \chemical[SIX,B] \stopchemical
\startchemical[width=2000] \chemical[PLUS] \stopchemical
\startchemical[width=fit] \chemical[SIX,B] \stopchemical
\startchemical[width=fit] \chemical[CLOSECOMPLEX] \stopchemical
\startchemical[width=2000] \chemical[EQUAL] \stopchemical
\startchemical[width=fit] \chemical[SIX,B,MOV1,B] \stopchemical
\stopformula
```



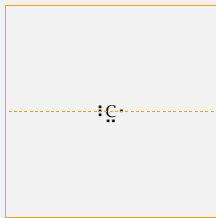
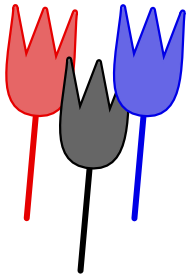
```
\hbox to \hsize \bgroup \hss
```

```
\startchemical  
  \chemical[SIX,B,AU]  
\stopchemical
```

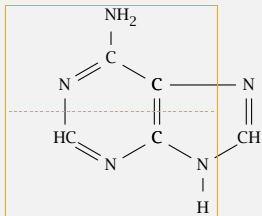
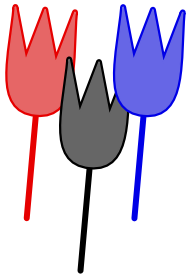
```
\hss
```

```
\startchemical  
  \chemical[SIX,B,AD]  
\stopchemical
```

```
\hss \egroup
```



```
\startchemical  
  \chemical[ONE,ZO,ES1,ED3,ET5][C]  
\stopchemical
```

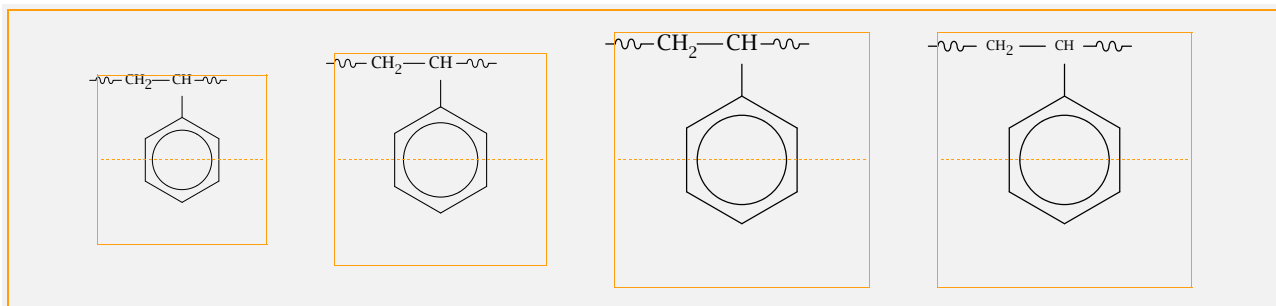
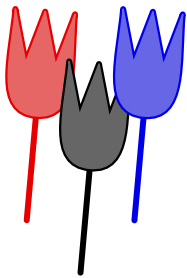


```
\startchemical
```

```
\chemical[SIX,DB135,SB246,Z,SR6,RZ6][C,C,N,HC,N,C,NH_2]
```

```
\chemical[SIX,MOV1,DB1,SB23,SS6,Z1..5,SR3,RZ3][N,CH,N,C,C,H]
```

```
\stopchemical
```



`\hbox to \hsize \bgroup \hss`

`\startchemical[scale=small,size=small]`

`\chemical[SIX,B,C,R6,PB:RZ6,ONE,CZ0,OE1,SB5,MOV5,CZ0,OFF5,OE5,PE][CH,CH_2]`

`\stopchemical`

`\hss`

`\startchemical[scale=medium,size=medium]`

`\chemical[SIX,B,C,R6,PB:RZ6,ONE,CZ0,OE1,SB5,MOV5,CZ0,OFF5,OE5,PE][CH,CH_2]`

`\stopchemical`

`\hss`

`\startchemical[scale=big,size=big]`

`\chemical[SIX,B,C,R6,PB:RZ6,ONE,CZ0,OE1,SB5,MOV5,CZ0,OFF5,OE5,PE][CH,CH_2]`

`\stopchemical`

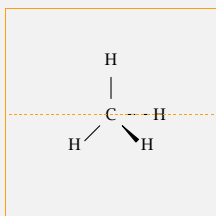
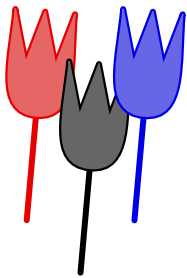
`\hss`

`\startchemical[scale=big,size=small]`

`\chemical[SIX,B,C,R6,PB:RZ6,ONE,CZ0,OE1,SB5,MOV5,CZ0,OFF5,OE5,PE][CH,CH_2]`

`\stopchemical`

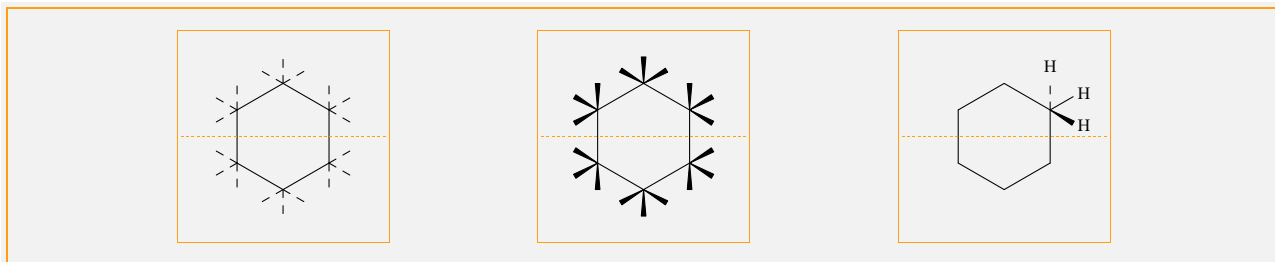
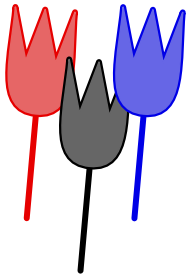
`\hss \egroup`



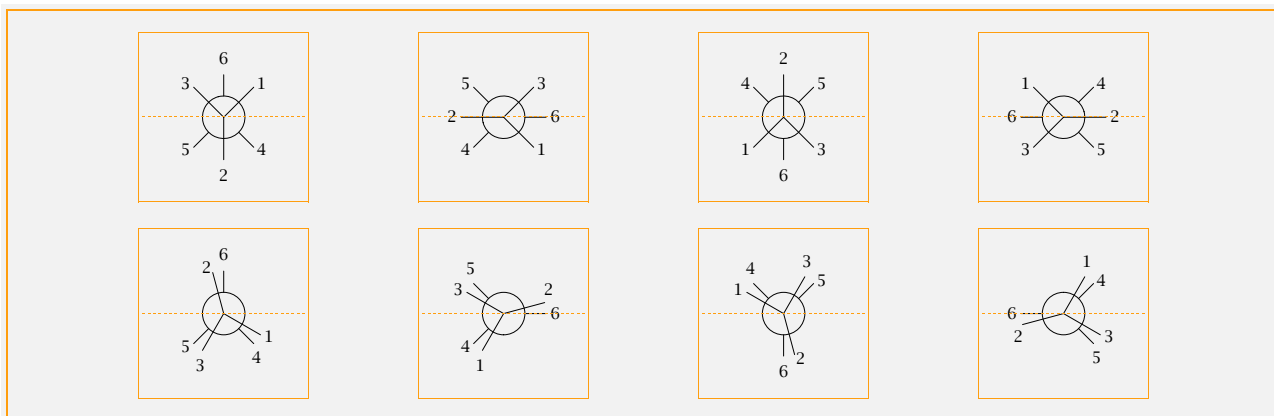
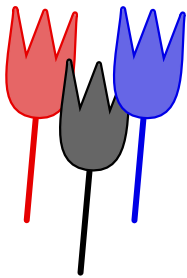
`\startchemical`

`\chemical[ONE,SD1,SB4,BB2,SB7,Z01247][C,H,H,H,H]`

`\stopchemical`



```
\hbox to \hspace \bgroup \hss
\startchemical
  \chemical[SIX,B,-RD,RD,+RD]
\stopchemical
\hss
\startchemical
  \chemical[SIX,B,-RB,RB,+RB]
\stopchemical
\hss
\startchemical
  \chemical[SIX,B,-RD1,R1,+RB1,-RZ1,RZ1,+RZ1][H,H,H]
\stopchemical
\hss \egroup
```

```
\setupchemical[scale=small]
```

```
\hbox to \hsize \bgroup \hss
```

```
\startchemical\chemical[NEWMAN,STAGGER,ROT1,CB][1,2,3,4,5,6]\stopchemical\hss
```

```
\startchemical\chemical[NEWMAN,STAGGER,ROT2,CB][1,2,3,4,5,6]\stopchemical\hss
```

```
\startchemical\chemical[NEWMAN,STAGGER,ROT3,CB][1,2,3,4,5,6]\stopchemical\hss
```

```
\startchemical\chemical[NEWMAN,STAGGER,ROT4,CB][1,2,3,4,5,6]\stopchemical\hss
```

```
\egroup
```

```
\blank
```

```
\hbox to \hsize \bgroup \hss
```

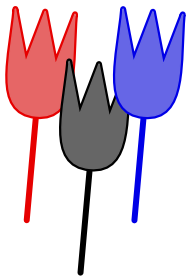
```
\startchemical\chemical[NEWMAN,ECLIPSE,ROT1,CB][1,2,3,4,5,6]\stopchemical\hss
```

```
\startchemical\chemical[NEWMAN,ECLIPSE,ROT2,CB][1,2,3,4,5,6]\stopchemical\hss
```


```
\startchemical\chemical[NEWMAN,ECLIPSE,ROT3,CB][1,2,3,4,5,6]\stopchemical\hss
```

```
\startchemical\chemical[NEWMAN,ECLIPSE,ROT4,CB][1,2,3,4,5,6]\stopchemical\hss
```


```
\egroup
```



In display mode we get:



or split over more commands:



In text mode we get $ABC \rightarrow DEF \rightleftharpoons GHI \leftrightarrow KLM$ but in display mode we see:



In display mode we get:

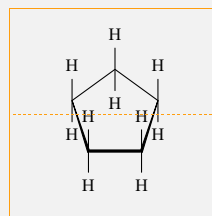
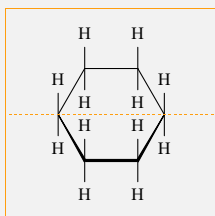
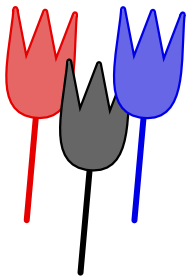
```
\startformula
\chemical{A,GIVES,B,EQUILIBRIUM,C,MESOMERIC,D}
\stopformula
```

or split over more commands:

```
\startformula
\chemical{A} \chemical{GIVES}
\chemical{B} \chemical{EQUILIBRIUM}
\chemical{C} \chemical{MESOMERIC}
\chemical{D}
\stopformula
```

In text mode we get $\$ \backslash \text{chemical}\{ABC, \rightarrow, DEF, \leftrightarrow, GHI, \langle \rangle, KLM\} \$$ but in display mode we see:

```
\startformula
\chemical{ABC} \chemical{\rightarrow}
\chemical{DEF} \chemical{\leftrightarrow}
\chemical{GHI} \chemical{\langle \rangle}
\chemical{KLM}
\stopformula
```



```
\hbox to \hsize \bgroup \hss
```

```
\startchemical
```

```
\chemical
```

```
[SIX, FRONT, B, BB612, -R, +R, -RZ, +RZ]
```

```
[H, H, H, H, H, H, H, H, H, H, H, H]
```

```
\stopchemical
```

```
\hss
```

```
\startchemical
```

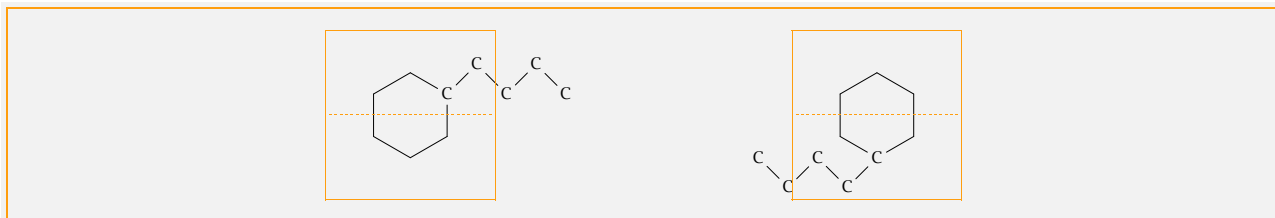
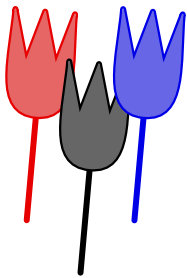
```
\chemical
```

```
[FIVE, FRONT, BB, -R, +R, -RZ, +RZ]
```

```
[H, H, H, H, H, H, H, H, H, H, H]
```

```
\stopchemical
```

```
\hss \egroup
```



`\hbox to \hspace \bgroup \hss`

`\startchemical[scale=small]`

`\chemical`

`[SIX,B2345,+SB6,-SB1]`

`[]`

`\chemical`

`[PB:Z1,ONE,CZO,`

`SB8,DIR8,CZO,`

`SB2,DIR2,CZO,`

`SB8,DIR8,CZO,`

`SB2,DIR2,CZO,PE]`

`[C,C,C,C,C,C]`

`\stopchemical`

`\hss`

`\startchemical[scale=small]`

`\chemical`

`[SIX,B4561,+SB2,-SB3]`

`[]`

`\chemical`

`[PB:Z3,ONE,CZO,`

`SB4,DIR4,CZO,`

`SB6,DIR6,CZO,`

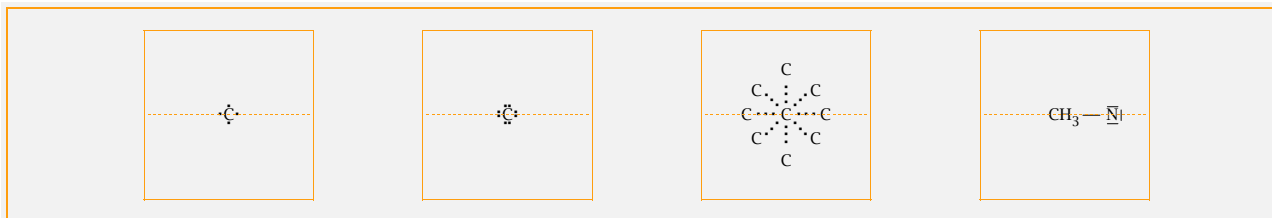
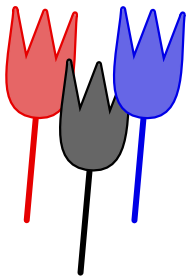
`SB4,DIR4,CZO,`

`SB6,DIR6,CZO,PE]`

`[C,C,C,C,C,C]`

`\stopchemical`

`\hss \egroup`



`\hbox` to `\hspace` `\bgroup` `\hss`

`\setupchemical`
`[scale=small]`

`\startchemical`
`\chemical[ONE,ZO,ES1357][C]`
`\stopchemical`

`\hss`

`\startchemical`
`\chemical[ONE,ZO,ED1357][C]`
`\stopchemical`

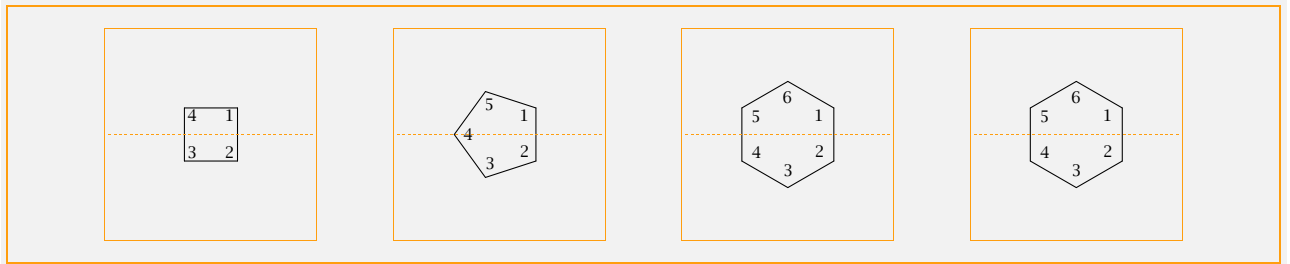
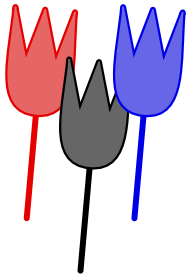
`\hss`

`\startchemical`
`\chemical[ONE,ZO,HB,Z][C,C,C,C,C,C,C,C,C]`
`\stopchemical`

`\hss`

`\startchemical`
`\chemical[ONE,ZO,OFF1,SB1,MOV1,ZO,EP137][CH_3,N]`
`\stopchemical`

`\hss \egroup`



`\hbox` to `\hsize` `\bgroup` `\hss`

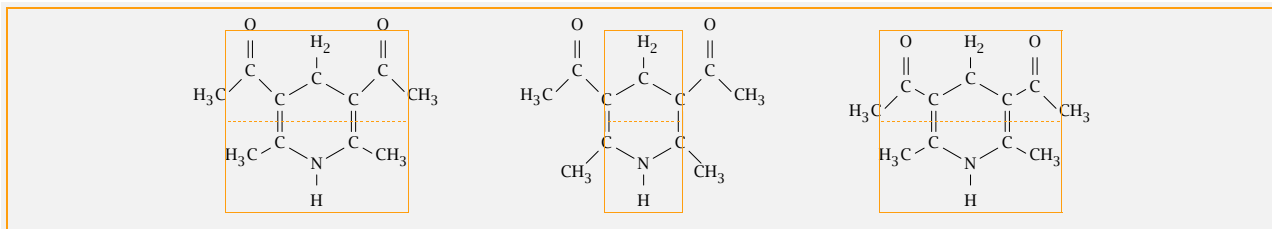
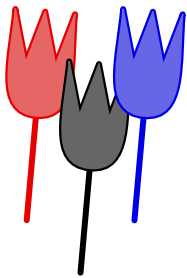
```
\startchemical\chemical[FOUR,B,ZN][C,C,C,C,C,C]\stopchemical \hss
```

```
\startchemical\chemical[FIVE,B,ZN][C,C,C,C,C,C]\stopchemical \hss
```

```
\startchemical\chemical[SIX,B,ZN][C,C,C,C,C,C]\stopchemical \hss
```

```
\startchemical\chemical[SIX,B,ZT][1,2,3,4,5,6]\stopchemical \hss
```

`\egroup`



`\hbox` to `\hsize \bgroup \hss`

`\startchemical` [`scale=small,width=fit,height=fit`]

`\chemical`

[`SIX,SB2356,DB14,Z2346,SR36,RZ36`] [`C,N,C,C,H,H_2`]

`\chemical`

[`PB:Z1,ONE,Z0,DIR8,Z0,SB24,DB7,Z27,PE`] [`C,C,CH_3,0`]

`\chemical`

[`PB:Z5,ONE,Z0,DIR6,Z0,SB24,DB7,Z47,PE`] [`C,C,H_3C,0`]

`\chemical`

[`SR24,RZ24`] [`CH_3,H_3C`]

`\stopchemical`

`\hss`

`\startchemical` [`scale=small,width=fit,height=fit`]

`\chemical`

[`SIX,SB2356,DB14,Z36,SR36,RZ36`] [`N,C,H,H_2`]

`\chemical`

[`PB:Z1,ONE,Z0,DIR8,Z0,SB24,DB7,Z27,PE`] [`C,C,CH_3,0`]

`\chemical`

[`PB:Z5,ONE,Z0,DIR6,Z0,SB24,DB7,Z47,PE`] [`C,C,H_3C,0`]

`\chemical`

[`PB:Z2,ONE,Z0,DIR2,SB6,CZ0,PE`] [`C,CH_3`]

`\chemical`

[`PB:Z4,ONE,Z0,DIR4,SB8,CZ0,PE`] [`C,CH_3`]

`\stopchemical`

`\hss`

`\startchemical` [`scale=small,width=fit,height=fit`]

`\chemical`

[`SIX,SB2356,DB14,Z,SR36,RZ36,SR1245,RZ24`] [`C,C,N,C,C,C,H,H_2,CH_3,H_3C`]

`\chemical`

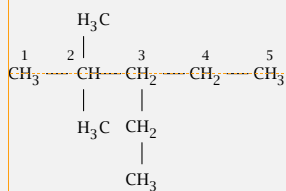
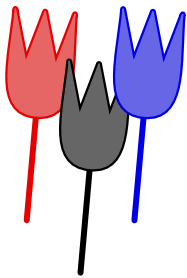
[`PB:RZ1,ONE,Z0,SB2,DB7,Z27,PE`] [`C,CH_3,0`]

`\chemical`

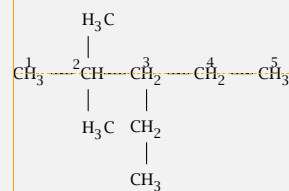
[`PB:RZ5,ONE,Z0,SB4,DB7,Z47,PE`] [`C,H_3C,0`]

`\stopchemical`

`\hss \egroup`



2,2-Dimethyl-3-ethylpentan



2,2-Dimethyl-3-ethylpentan

`\hbox to \hsize \bgroup \hss`

`\startchemical[height=6000,width=fit]`

`\bottext{2,2-Dimethyl-3-ethylpentan}`

`\chemical`

`[ONE,Z3570,SB1357]`

`[H_3C, \T{1}{CH_3}, H_3C, \TL{2}{CH}]`

`\chemical`

`[MOV1,OFF1,Z0,SB3]`

`[\T{3}{CH_2}]`

`\chemical`

`[MOV3,Z0,SB3,MOV3,Z0,MOV7,MOV7]`

`[CH_2, CH_3]`

`\chemical`

`[OFF1,SB1,MOV1,OFF1,Z0,2OFF1,SB1,Z1] [\T{4}{CH_2}, \T{5}{CH_3}]`

`\stopchemical`

`\hss`

`\startchemical[height=6000,width=fit]`

`\bottext{2,2-Dimethyl-3-ethylpentan}`

`\chemical[ONE,Z3570,SB1357]`

`[H_3C, \X\T{1}{CH_3}, H_3C, \X\TL{2}{CH}]`

`\chemical[MOV1,OFF1,Z0,SB3]`

`[\X\T{3}{CH_2}]`

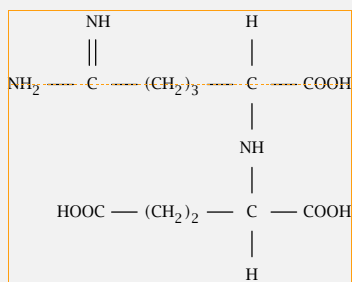
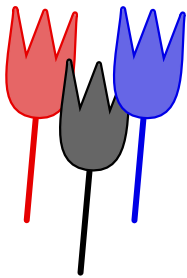
`\chemical[MOV3,Z0,SB3,MOV3,Z0,MOV7,MOV7]`

`[CH_2, CH_3]`

`\chemical[OFF1,SB1,MOV1,OFF1,Z0,2OFF1,SB1,Z1] [\X\T{4}{CH_2}, \X\T{5}{CH_3}]`

`\stopchemical`

`\hss \egroup`



```
\startchemical[width=fit,height=fit,scale=big]
```

```
\chemical
```

```
[ONE,SB15,DB7,Z057,30FF1,
```

```
MOV1,Z0,30FF1,
```

```
MOV1,Z017,SB1357,
```

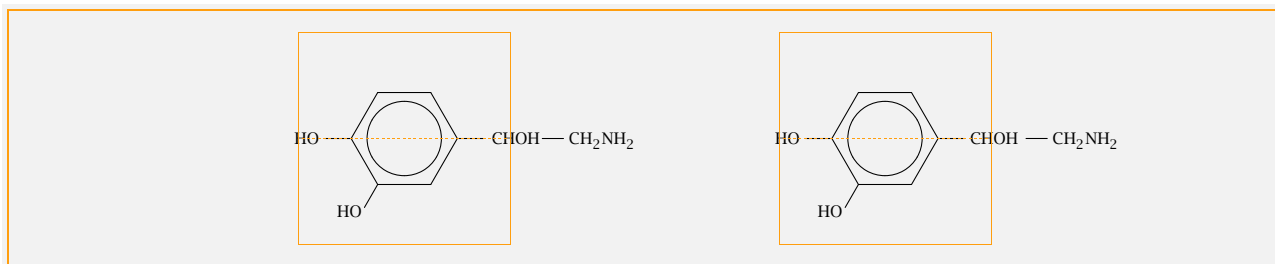
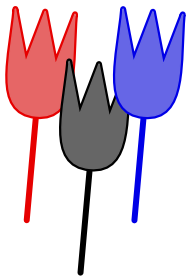
```
MOV3,Z0,
```

```
MOV3,SB1357,Z013,30FF5,
```

```
MOV5,Z0,30FF5,SB5,Z5]
```

```
[C,NH_2,NH,(CH_2)_3,C,COOH,H,NH,C,COOH,H,(CH_2)_2,HOOC]
```

```
\stopchemical
```



```
\hbox to \hsize \bgroup \hss
```

```
\startchemical
```

```
\chemical
```

```
[SIX,ROT2,B,C,R236,RZ23,SUB1,ONE,OFF1,Z0,3OFF1,SB1,Z1]
```

```
[HO,HO,CHOH,CH_2NH_2]
```

```
\stopchemical
```

```
\hss
```

```
\startchemical
```

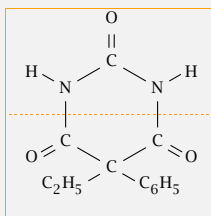
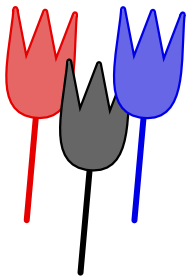
```
\chemical
```

```
[SIX,ROT2,B,C,R236,RZ23,PB:RZ6,ONE,Z0,3OFF1,SB1,Z1,PE]
```

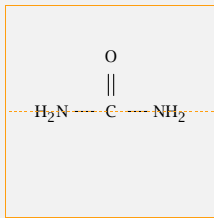
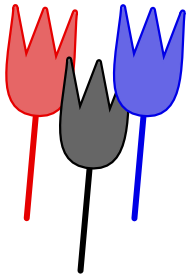
```
[HO,HO,CHOH,CH_2NH_2]
```

```
\stopchemical
```

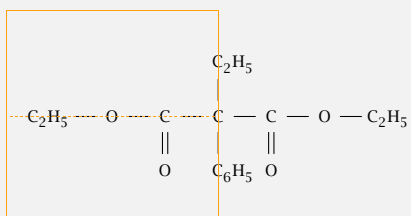
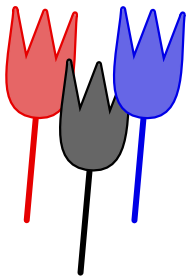
```
\hss \egroup
```



```
\startformula
\startchemical
\chemical
[SIX,SB1..6,Z1..6,
SR15,DR246,-SR3,+SR3,
RZ12,-RZ3,+RZ3,RZ456]
[N,C,C,C,N,C,H,O,C_6H_5,C_2H_5,O,H,O]
\stopchemical
\stopformula
```



```
\startchemical  
\chemical[ONE,SB15,DB7,Z0157][C,NH_2,H_2N,O]  
\stopchemical
```



`\startchemical`

`\chemical`

`[ONE,Z05,SB15,`

`MOV1,Z03,SB1,DB3,`

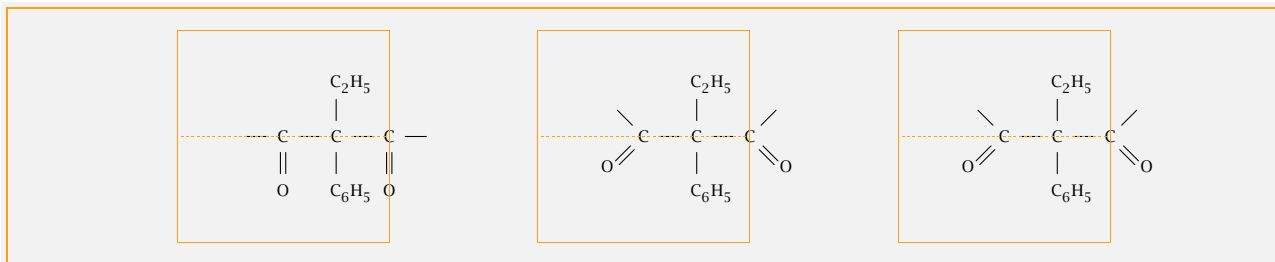
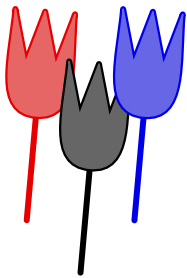
`MOV1,Z037,SB137,`

`MOV1,Z03,SB1,DB3,`

`MOV1,Z01,SB1]`

`[O,C_2H_5,C,O,C,C_6H_5,C_2H_5,C,O,O,C_2H_5]`

`\stopchemical`



`\hbox to \hspace \bgroup \hss`

`\startchemical`

`\chemical`

`[ONE,Z03,SB15,DB3,
MOV1,Z037,SB137,
MOV1,Z03,SB1,DB3]
[C,O,C,C_6H_5,C_2H_5,C,O]`

`\stopchemical`

`\hss`

`\startchemical`

`\chemical`

`[ONE,Z04,SB16,DB4,
MOV1,Z037,SB137,
MOV1,Z02,SB8,DB2]
[C,O,C,C_6H_5,C_2H_5,C,O]`

`\stopchemical`

`\hss`

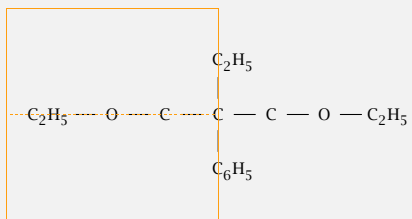
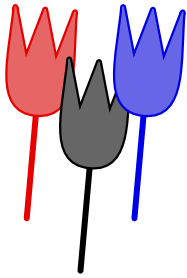
`\startchemical`

`\chemical`

`[ONE,Z04,SB16,DB4,
MOV1,Z037,SB137,
MOV1,Z02,SB8,DB2]
[C,O,C,C_6H_5,C_2H_5,C,O]`

`\stopchemical`

`\hss \egroup`



`\startchemical`

`\chemical`

`[ONE,Z05,SB15,`

`MOV1,Z0,SB1,`

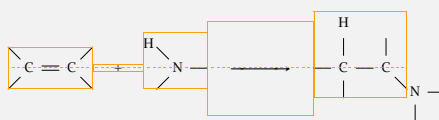
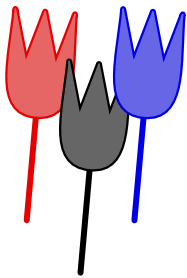
`MOV1,Z037,SB137,`

`MOV1,Z0,SB1,`

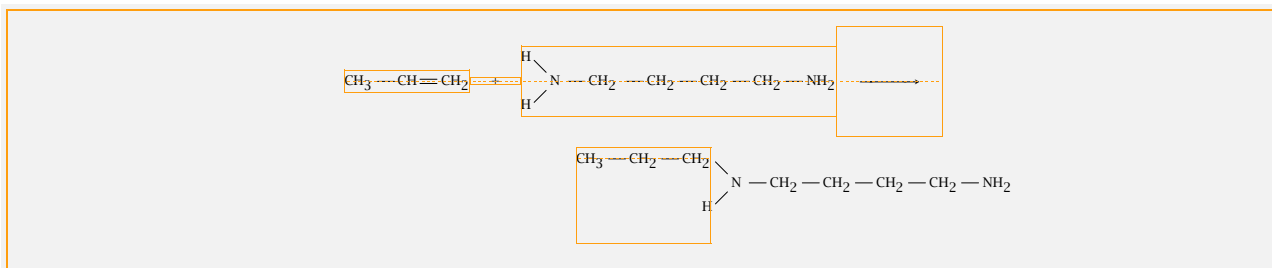
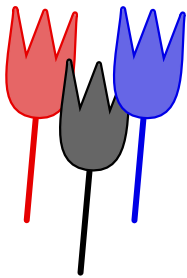
`MOV1,Z01,SB1]`

`[O,C_2H_5,C,C,C_6H_5,C_2H_5,C,O,C_2H_5]`

`\stopchemical`



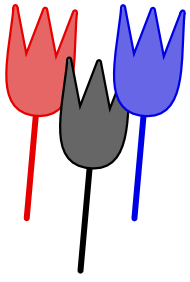
```
\startformula
\setupchemical
[width=fit,
height=fit,
scale=small,
size=small]
\startchemical
\chemical[ONE,Z0,DB1,SB46,MOV1,Z0,SB28][C,C]
\stopchemical
\startchemical
\chemical[SPACE,PLUS,SPACE]
\stopchemical
\startchemical
\chemical[ONE,Z0,SB146,Z6][N,H]
\stopchemical
\startchemical
\chemical[SPACE,GIVES,SPACE]
\stopchemical
\startchemical
\chemical[ONE,Z07,SB1357,MOV1,Z0,SB27,PB:Z2,ONE,Z0,SB13,PE][C,H,C,N]
\stopchemical
\stopformula
```

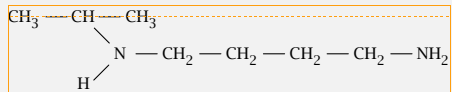
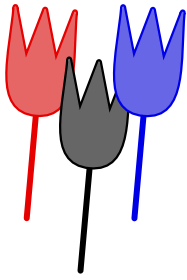
```

\setupchemical
[width=fit,
height=fit,
scale=small,
size=small]
\startformula
\displaylines
{\startchemical
\chemical[ONE,Z015,DB1,SB5][CH,CH_2,CH_3]
\stopchemical
\startchemical
\chemical[SPACE,PLUS,SPACE]
\stopchemical
\startchemical
\chemical
[ONE,Z046,SB146,OFF1,
MOV1,Z0,2OFF1,SB1,
MOV1,OFF1,Z0,2OFF1,SB1,
MOV1,OFF1,Z0,2OFF1,SB1,
MOV1,OFF1,Z0,2OFF1,Z1,SB1,PE]
[N,H,H,CH_2,CH_2,CH_2,CH_2,NH_2]
\stopchemical
\startchemical
\chemical[SPACE,GIVES,SPACE]
\stopchemical
\cr
\startchemical[boven=-2000]
\chemical
[ONE,OFF1,Z0,2OFF1,SB1,
MOV1,OFF1,Z0,2OFF1,SB1,
MOV1,OFF1,Z0,3OFF1,
PB:Z2,ONE,Z04,SB146,
MOV1,OFF1,Z0,2OFF1,SB1,
MOV1,OFF1,Z0,2OFF1,SB1,
MOV1,OFF1,Z0,2OFF1,SB1,
MOV1,OFF1,Z0,2OFF1,Z1,SB1,PE]
[CH_3,CH_2,CH_2,N,H,CH_2,CH_2,CH_2,CH_2,NH_2]
\stopchemical
\cr}

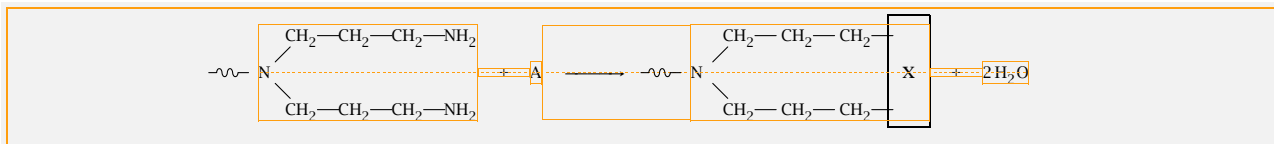
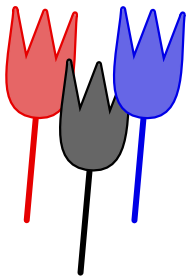
```



`\stopformula`



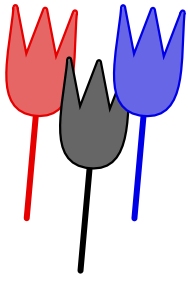
```
\setupchemical
[width=fit,
height=fit,
size=medium]
\startchemical
\chemical
[ONE,Z015,SB125,
DIR2,Z04,SB14,
MOV1,OFF1,Z0,2OFF1,SB1,
MOV1,OFF1,Z0,2OFF1,SB1,
MOV1,OFF1,Z0,2OFF1,SB1,
MOV1,OFF1,Z0,2OFF1,SB1,
MOV1,OFF1,Z0]
[CH,CH_3,CH_3,N,H,CH_2,CH_2,CH_2,CH_2,NH_2]
\stopchemical
```

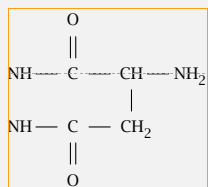
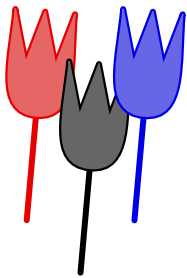
```

\def\SomeX
  {\inframed[height=10ex,width=2em]{x}}
\startformula
\setupchemical
  [width=fit,
  height=fit]
\startchemical
\chemical
  [ONE,OE5,ZO,
SAVE,
  DIR8,ZO,SB14,
  MOV1,ZO,SB1,
  MOV1,ZO,SB1,
  MOV1,ZO,
RESTORE,
  DIR2,ZO,SB16,
  MOV1,ZO,SB1,
  MOV1,ZO,SB1,
  MOV1,ZO]
  [N,CH_2,CH_2,CH_2,NH_2,CH_2,CH_2,CH_2,NH_2]
\stopchemical
\startchemical
  \chemical[SPACE,PLUS,SPACE]
\stopchemical
\startchemical
  \chemical[ZO][A]
\stopchemical
\startchemical
  \chemical[SPACE,GIVES,SPACE,SPACE,SPACE]
\stopchemical
\startchemical
\chemical
  [ONE,OE5,ZO,
SAVE,
  DIR8,OFF1,ZO,SB14,
  MOV1,OFF1,ZO,OFF1,SB1,
  MOV1,OFF1,ZO,OFF1,SB1,
RESTORE,
  DIR2,ZO,SB16,
  MOV1,OFF1,ZO,OFF1,SB1,
  MOV1,OFF1,ZO,OFF1,SB1,
  DIR8,3OFF1,ZO]
  [N,CH_2,CH_2,CH_2,CH_2,CH_2,CH_2,\SomeX]

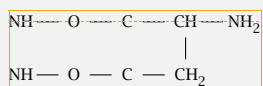
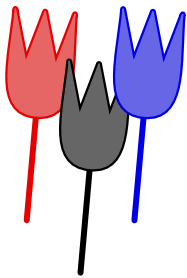
```



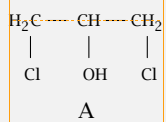
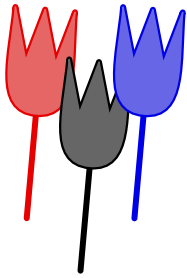
```
\stopchemical  
\startchemical  
  \chemical[SPACE,PLUS,SPACE][  
\stopchemical  
\startchemical  
  \chemical[Z0][2\,H_20]  
\stopchemical  
\stopformula
```



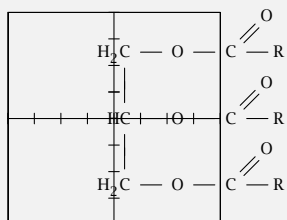
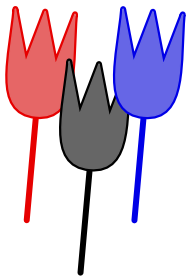
```
\setupchemical
[width=fit,
height=fit]
\startchemical
\chemical
[ONE,Z0,SB1,
MOV1,Z07,SB1,DB7,
MOV1,OFF1,Z0,OFF1,Z1,,SB13,
MOV3,OFF1,Z0,OFF5,SB5,
MOV5,Z03,SB5,DB3,
MOV5,Z0]
[NH,C,O,CH,NH_2,CH_2,C,O,NH]
\stopchemical
```



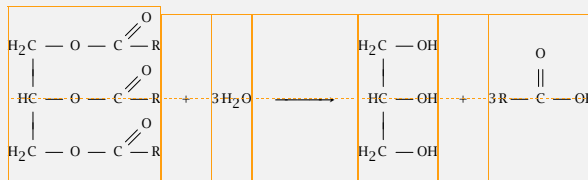
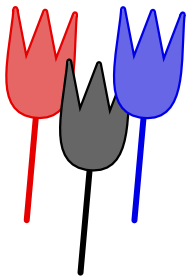
```
\setupchemical
[width=fit,
height=fit]
\startchemical
\chemical
[ONE,ZO,SB1,
MOV1,ZO,SB1,
MOV1,ZO,SB1,
MOV1,OFF1,ZO,OFF1,Z1,SB13,
MOV3,OFF1,ZO,OFF5,SB5,
MOV5,ZO,SB5,
MOV5,ZO,SB5,
MOV5,ZO]
[NH,O,C,CH,NH_2,CH_2,C,O,NH]
\stopchemical
```

```
\setupchemical  
[width=fit]  
\startchemical  
\chemical  
[ONE,Z0,OFF1,SB13,Z3,  
MOV1,OFF1,Z0,OFF1,SB13,Z3,  
MOV1,OFF1,Z0,SB3,Z3]  
[H_2C,C1,CH,OH,CH_2,C1]  
\bottext{A}  
\stopchemical
```



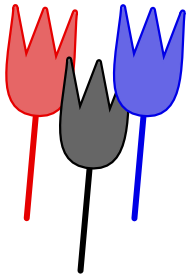
```
\setupchemical  
[axis=on]  
\startchemical  
\chemical  
[ONE,  
SAVE,  
OFF1,Z0,2OFF1,SB7,SB3,SB1,  
MOV1,Z0,SB1,  
MOV1,Z0,DB8,CZ8,SB1,Z1,  
RESTORE,  
SAVE,  
SUB4,ONE,Z0,2OFF1,SB3,SB1,  
MOV1,Z0,SB1,  
MOV1,Z0,DB8,CZ8,SB1,Z1,  
RESTORE,  
SUB2,ONE,Z0,2OFF1,SB7,SB1,  
MOV1,Z0,SB1,  
MOV1,Z0,DB8,CZ8,SB1,Z1]  
[HC,O,C,O,R,  
H_2C,O,C,O,R,  
H_2C,O,C,O,R]  
\stopchemical
```



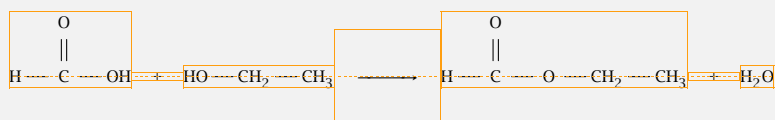
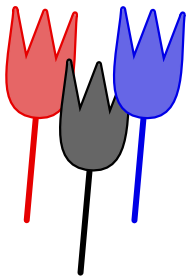
```

\startformula
\setupchemical
[scale=small,
size=small,
width=fit]
\startchemical
\chemical
[ONE,
SAVE,
OFF1,Z0,2OFF1,SB7,SB3,SB1,
MOV1,Z0,SB1,
MOV1,Z0,DB8,CZ8,SB1,Z1,
RESTORE,
SAVE,
SUB4,ONE,Z0,2OFF1,SB3,SB1,
MOV1,Z0,SB1,
MOV1,Z0,DB8,CZ8,SB1,Z1,
RESTORE,
SUB2,ONE,Z0,2OFF1,SB7,SB1,
MOV1,Z0,SB1,
MOV1,Z0,DB8,CZ8,SB1,Z1]
[HC,O,C,O,R,
H_{2}C,O,C,O,R,
H_{2}C,O,C,O,R]
\stopchemical
\startchemical
\chemical[SPACE,PLUS,SPACE]
\stopchemical
\startchemical
\chemical[Z0][3\,H_2O]
\stopchemical
\startchemical
\chemical[SPACE,GIVES,SPACE]
\stopchemical
\startchemical
\chemical
[ONE,
SAVE,
OFF1,Z0,2OFF1,SB7,SB3,SB1,Z1,
RESTORE,

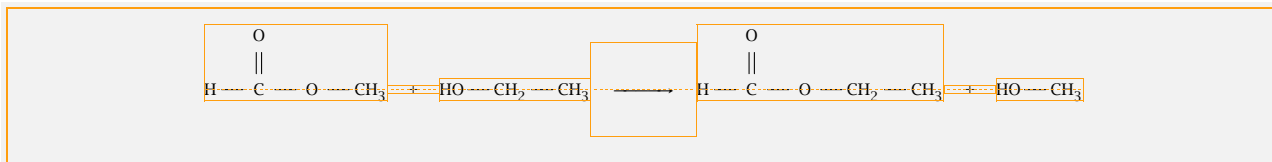
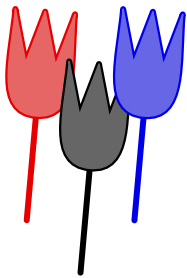
```



```
SAVE,  
  SUB4,ONE,Z0,20FF1,SB3,SB1,Z1,  
RESTORE,  
  SUB2,ONE,Z0,20FF1,SB7,SB1,Z1]  
[HC,OH,  
  H_2C,OH,  
  H_2C,OH]  
\stopchemical  
\startchemical  
  \chemical[SPACE,PLUS,SPACE]  
\stopchemical  
\startchemical  
  \chemical  
    [ONE,Z0,SB1,MOV1,Z017,SB1,DB7][3\R,C,OH,O]  
\stopchemical  
\stopformula
```



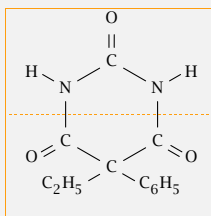
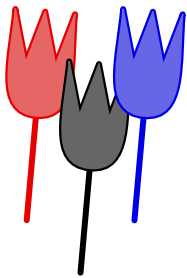
```
\startformula
\setupchemical
  [width=fit,
  height=fit]
\startchemical
  \chemical[ONE,Z0157,SB15,DB7][C,OH,H,O]
\stopchemical
\startchemical
  \chemical[SPACE,PLUS,SPACE][ ]
\stopchemical
\startchemical
  \chemical
    [ONE,Z0,SB1,
    MOV1,OFF1,Z0,2OFF1,SB1,
    MOV1,OFF1,Z0]
    [HO,CH_2,CH_3,]
\stopchemical
\startchemical
  \chemical[SPACE,GIVES,SPACE]
\stopchemical
\startchemical
  \chemical
    [ONE,Z057,SB15,DB7,
    MOV1,Z0,SB1,
    MOV1,OFF1,Z0,2OFF1,Z1,SB1]
    [C,H,O,O,CH_2,CH_3]
\stopchemical
\startchemical
  \chemical[SPACE,PLUS,SPACE]
\stopchemical
\startchemical
  \chemical[Z0][H_2O]
\stopchemical
\stopformula
```



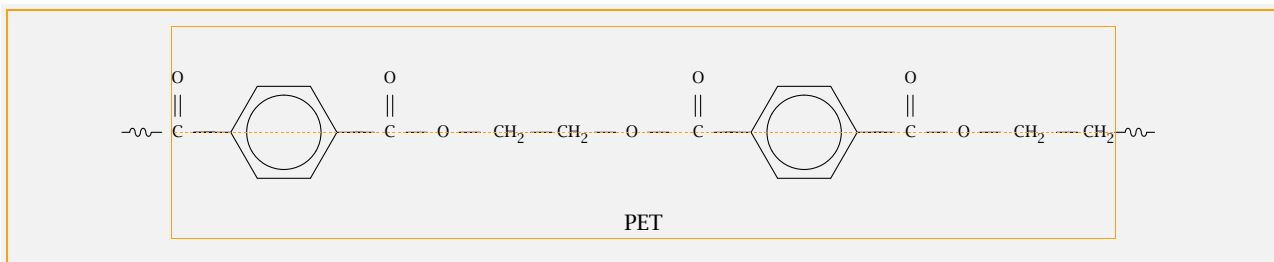
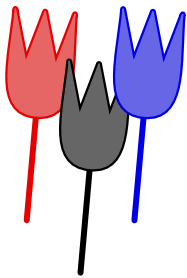
```

\startformula
\setupchemical
  [width=fit,
  height=fit]
\startchemical
\chemical
  [ONE,Z057,SB15,DB7,MOV1,Z01,SB1][C,H,O,O,CH_3]
\stopchemical
\startchemical
\chemical[SPACE,PLUS,SPACE]
\stopchemical
\startchemical
\chemical
  [ONE,Z0,SB1,
  MOV1,OFF1,Z0,2OFF1,SB1,
  MOV1,OFF1,Z0]
  [HO,CH_2,CH_3]
\stopchemical
\startchemical
\chemical[SPACE,GIVES,SPACE]
\stopchemical
\startchemical
\chemical
  [ONE,Z057,SB15,DB7,
  MOV1,Z0,SB1,
  MOV1,OFF1,Z0,2OFF1,Z1,SB1]
  [C,H,O,O,CH_2,CH_3]
\stopchemical
\startchemical
\chemical[SPACE,PLUS,SPACE][]
\stopchemical
\startchemical
\chemical
  [ONE,Z0,SB1,MOV1,OFF1,Z0][HO,CH_3]
\stopchemical
\stopformula

```



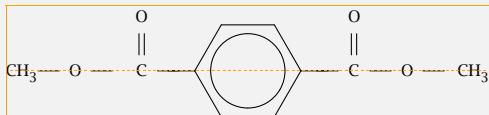
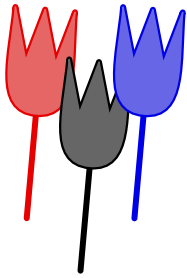
```
\startformula
\startchemical
\chemical
[SIX,SB1..6,Z1..6,
SR15,DR246,-SR3,+SR3,
RZ12,-RZ3,+RZ3,RZ456]
[N,C,C,C,N,C,H,O,C_6H_5,C_2H_5,O,H,O]
\stopchemical
\stopformula
```




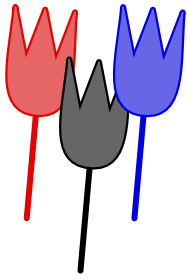
```

\setupchemical
  [width=fit]
\definechemical
  [molecule]
  {\chemical
    [ONE,ZO,Z7,SB1,DB7,
     SUB1,SIX,ROT2,B,C,R36,
     SUB1,ONE,ZO7,SB15,DB7,
     MOV1,ZO,SB1]
    [C,O,C,O,O]}
\startformula
  \startchemical
    \chemical
      [ONE,ZO,SB1,OE5]
    \chemical
      [molecule]
    \chemical
      [SUB1,ONE,ZO,OFF1,SB1,MOV1,OFF1,ZO,2OFF1,SB1,MOV1,ZO,SB1][CH_2,CH_2,O]
    \chemical
      [SUB1,molecule]
    \chemical
      [SUB1,ONE,ZO,2OFF1,SB1,MOV1,OFF1,ZO,OE1][CH_2,CH_2]
    \bottext{PET}
  \stopchemical
\stopformula

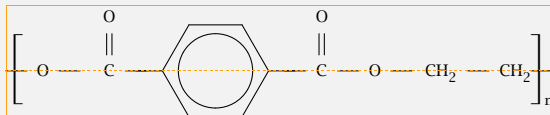
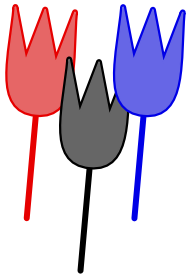
```

```
\setupchemical
[width=fit,
height=fit]
\definechemical
[molecule]
{\chemical
[ONE,ZO,Z7,SB1,DB7,
SUB1,SIX,ROT2,B,C,R36,
SUB1,ONE,ZO7,SB15,DB7,
MOV1,ZO,SB1]
[C,O,C,O,O]}
\startchemical
\chemical
[ONE,ZO,SB1,
MOV1,ZO,SB1,
SUB1,molecule,
SUB1,ONE,ZO]
[CH_3,O,CH_3]
\stopchemical
```



```
\setupchemical  
[width=fit,  
height=fit]  
\startchemical  
\chemical  
[ONE,ZO,SB1,  
MOV1,OFF1,ZO,2OFF1,SB1,  
MOV1,OFF1,ZO,2OFF1,SB1,  
MOV1,ZO]  
[HO,CH_2,CH_2,OH]  
\stopchemical
```



```
\setupchemical
```

```
[width=fit,  
height=fit]
```

```
\definechemical
```

```
[molecule]
```

```
{\chemical
```

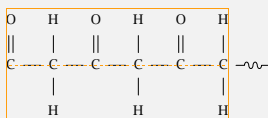
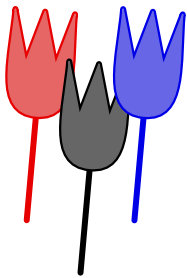
```
[ONE,Z0,Z7,SB1,DB7,  
SUB1,SIX,ROT2,B,C,R36,  
SUB1,ONE,Z07,SB15,DB7,  
MOV1,Z0,SB1]  
[C,O,C,O,O]}
```

```
\startchemical
```

```
\chemical
```

```
[ONE,Z0,SB1,SB5,ZT5,  
SUB1,molecule,  
SUB1,ONE,Z0,2OFF1,SB1,  
MOV1,2OFF1,Z0,2OFF1,SB1,ZT1]  
[O,\Bigg\lbrack,CH_2,CH_2,\Bigg\rbrack_n]
```

```
\stopchemical
```



```
\startchemical[width=fit,height=fit,size=small,scale=small]
```

```
\chemical
```

```
[ONE,SB1,DB7,Z07,OE5,
```

```
MOV1,SB137,Z037,
```

```
MOV1,SB1,DB7,Z07,
```

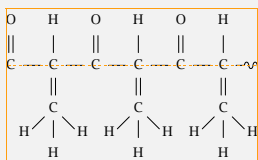
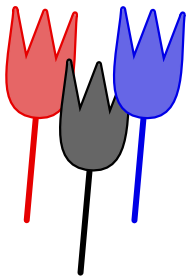
```
MOV1,SB137,Z037,
```

```
MOV1,SB1,DB7,Z07,
```

```
MOV1,SB37,Z037,OE1]
```

```
[C,O,C,H,H,C,O,C,H,H,C,O,C,H,H]
```

```
\stopchemical
```



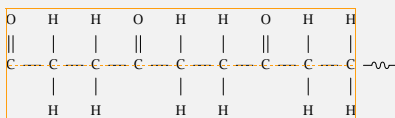
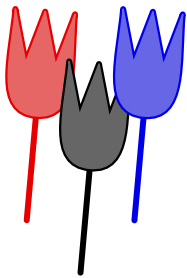
```
\startchemical [width=fit,height=fit,size=small,scale=small]
```

```
\chemical
```

```
[ONE,SB1,DB7,Z07,OE5,  
  MOV1,SB17,DB3,Z07,  
  SAVE,  
  MOV3,ONE,Z0234,SB234,  
  RESTORE,  
  MOV1,SB1,DB7,Z07,  
  MOV1,SB17,DB3,Z07,  
  SAVE,  
  MOV3,ONE,Z0234,SB234,  
  RESTORE,  
  MOV1,SB1,DB7,Z07,  
  MOV1,SB7,DB3,Z07,OE1,  
  MOV3,ONE,Z0234,SB234]
```

```
[C,O,C,H,C,H,H,H,C,O,C,H,C,H,H,H,C,O,C,H,C,H,H,H]
```

```
\stopchemical
```



```
\startchemical[width=fit,height=fit,size=small,scale=small]
```

```
\chemical
```

```
[ONE,SB1,DB7,Z07,OE5,
```

```
MOV1,SB137,Z037,
```

```
MOV1,SB137,Z037,
```

```
MOV1,SB1,DB7,Z07,
```

```
MOV1,SB137,Z037,
```

```
MOV1,SB137,Z037,
```

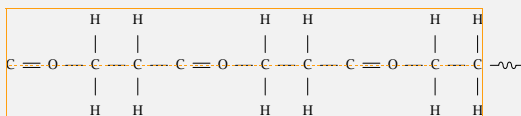
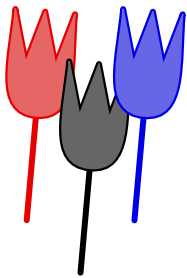
```
MOV1,SB1,DB7,Z07,
```

```
MOV1,SB137,Z037,
```

```
MOV1,SB37,Z037,OE1]
```

```
[C,O,C,H,H,C,H,H,C,O,C,H,H,C,H,H,C,O,C,H,H,C,H,H]
```

```
\stopchemical
```



```
\startchemical[width=fit,height=fit,size=small,scale=small]
```

```
\chemical
```

```
[ONE,DB1,Z0,OE5,
```

```
MOV1,ONE,SB1,Z0,
```

```
MOV1,SB137,Z037,
```

```
MOV1,SB137,Z037,
```

```
MOV1,DB1,Z0,
```

```
MOV1,ONE,SB1,Z0,
```

```
MOV1,SB137,Z037,
```

```
MOV1,SB137,Z037,
```

```
MOV1,DB1,Z0,
```

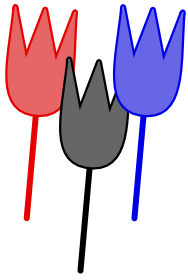
```
MOV1,ONE,SB1,Z0,
```

```
MOV1,SB137,Z037,
```

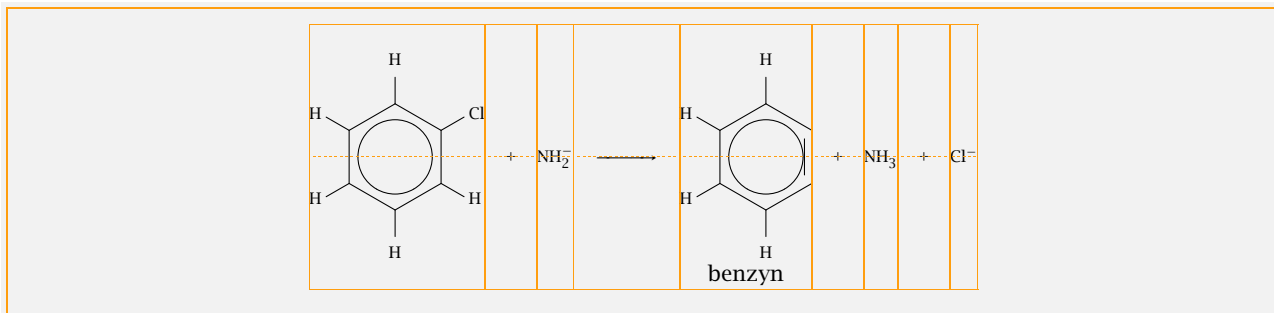
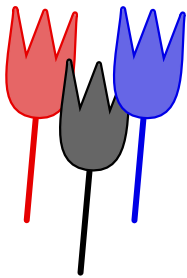
```
MOV1,SB37,Z037,OE1]
```

```
[C,O,C,H,H,C,H,H,C,O,C,H,H,C,H,H,C,O,C,H,H,C,H,H]
```

```
\stopchemical
```



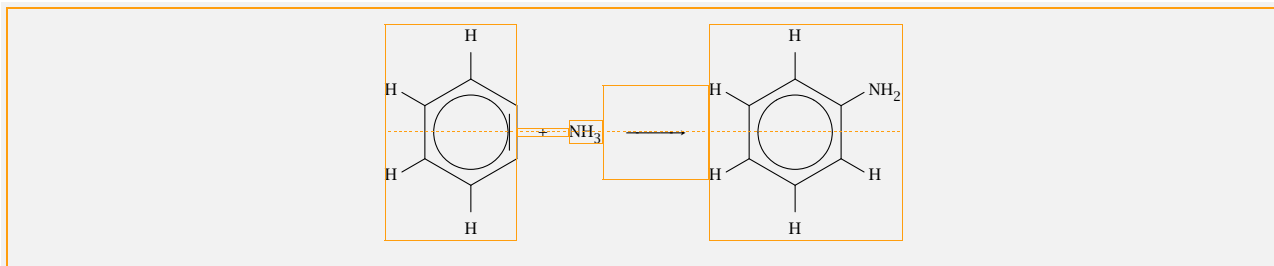
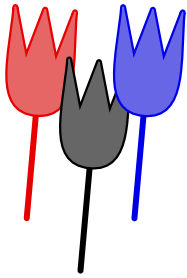
```
\startchemical[width=fit]
\chemical
  [ONE,ZO1,OFF1,SB13,EP57,MOV3,ZO]
  [\TL{\ominus}N,H,H]
\stopchemical
```

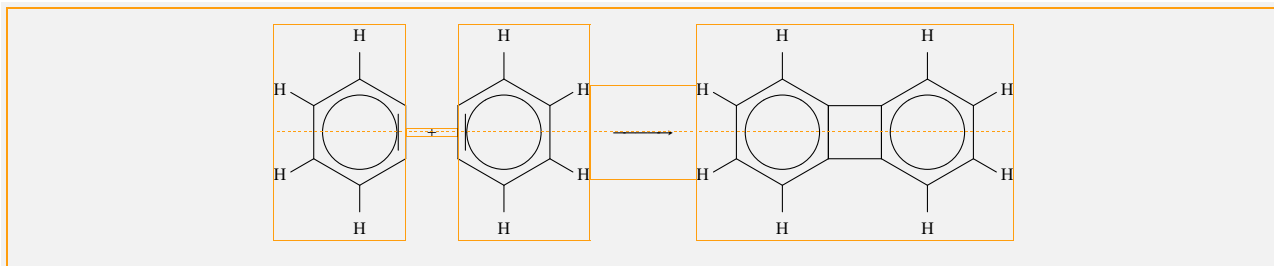
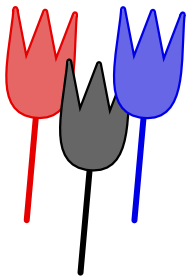
```

\startformula
\setupchemical
  [width=fit,
  height=5000]
\startchemical
  \chemical[SIX,C,B,R1..6,RZ1..6][Cl,H,H,H,H,H]
\stopchemical
\startchemical
  \chemical[SPACE,PLUS,SPACE][]
\stopchemical
\startchemical
  \chemical[ONE,ZO][NH_{2}^{\{-}}]
\stopchemical
\startchemical
  \chemical[SPACE,GIVES,SPACE][]
\stopchemical
\startchemical
  \chemical[SIX,C,B,EB1,R3..6,RZ3..6][H,H,H,H]
  \bottext{benzyn}
\stopchemical
\startchemical
  \chemical[SPACE,PLUS,SPACE]
\stopchemical
\startchemical
  \chemical[ONE,ZO][NH_{3}]
\stopchemical
\startchemical
  \chemical[SPACE,PLUS,SPACE]
\stopchemical
\startchemical
  \chemical[ONE,ZO][Cl^{\{-}}]
\stopchemical
\stopformula

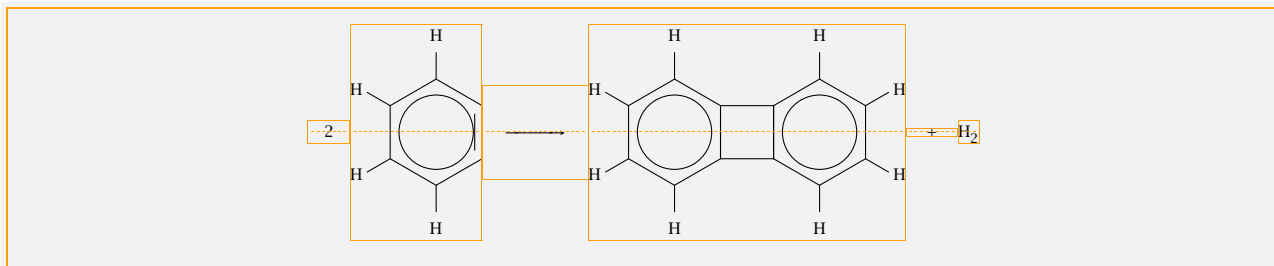
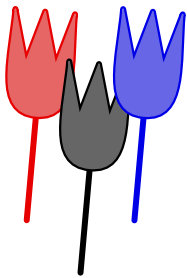
```



```
\startformula
\setupchemical
  [width=fit,
  height=fit]
\startchemical
  \chemical[SIX,C,B,EB1,R3..6,RZ3..6][H,H,H,H]
\stopchemical
\startchemical
  \chemical[SPACE,PLUS,SPACE][ ]
\stopchemical
\startchemical
  \chemical[ONE,ZO][NH_3]
\stopchemical
\startchemical
  \chemical[SPACE,GIVES,SPACE][ ]
\stopchemical
\startchemical
  \chemical[SIX,C,B,R1..6,RZ1..6][NH_2,H,H,H,H,H]
\stopchemical
\stopformula
```



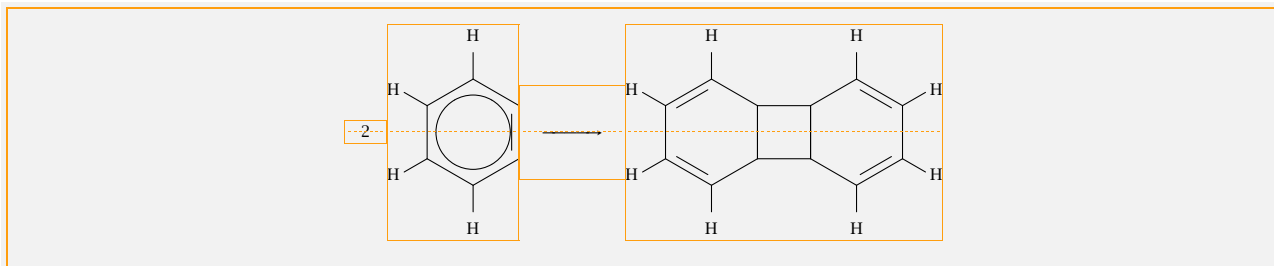
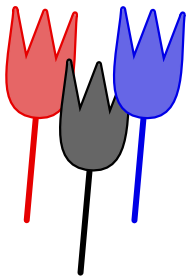
```
\startformula
\setupchemical
  [width=fit,
  height=fit]
\startchemical
  \chemical[SIX,C,B,EB1,R3..6,RZ3..6][H,H,H,H]
\stopchemical
\startchemical
  \chemical[SPACE,PLUS,SPACE]
\stopchemical
\startchemical
  \chemical[SIX,C,B,EB4,R1236,RZ1236][H,H,H,H]
\stopchemical
\startchemical
  \chemical[SPACE,GIVES,SPACE]
\stopchemical
\startchemical
  \chemical
    [SIX,C,B,R3456,RZ3456,
    ADJ1,FOUR,B,ADJ1,
    SIX,C,B,R1236,RZ1236]
    [H,H,H,H,H,H,H,H]
\stopchemical
\stopformula
```



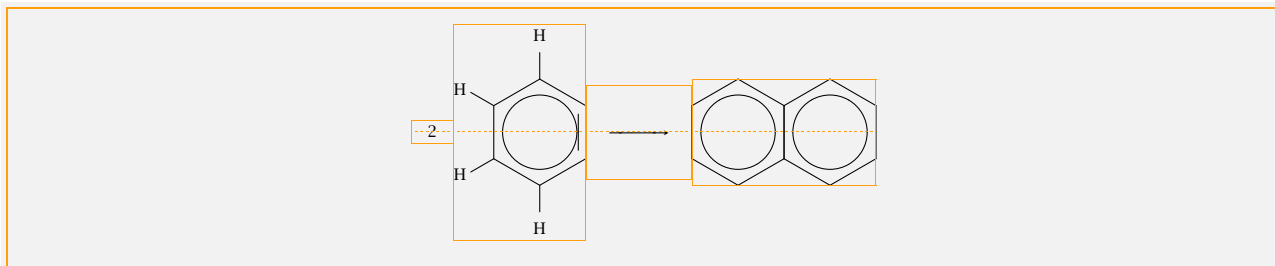
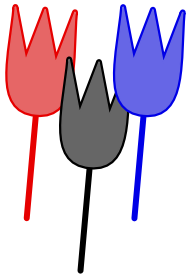
```

\startformula
  \setupchemical
    [width=fit,
     height=fit]
  \startchemical
    \chemical [ONE,ZO,SPACE,SPACE] [2]
  \stopchemical
  \startchemical
    \chemical [SIX,C,B,EB1,R3..6,RZ3..6] [H,H,H,H]
  \stopchemical
  \startchemical
    \chemical [SPACE,GIVES,SPACE]
  \stopchemical
  \startchemical
    \chemical
      [SIX,C,B,R3456,RZ3456,ADJ1,
       FOUR,B,ADJ1,
       SIX,C,B,R1236,RZ1236]
      [H,H,H,H,H,H,H,H]
  \stopchemical
  \startchemical
    \chemical [SPACE,PLUS,SPACE] []
  \stopchemical
  \startchemical
    \chemical [ONE,ZO] [H_2]
  \stopchemical
\stopformula

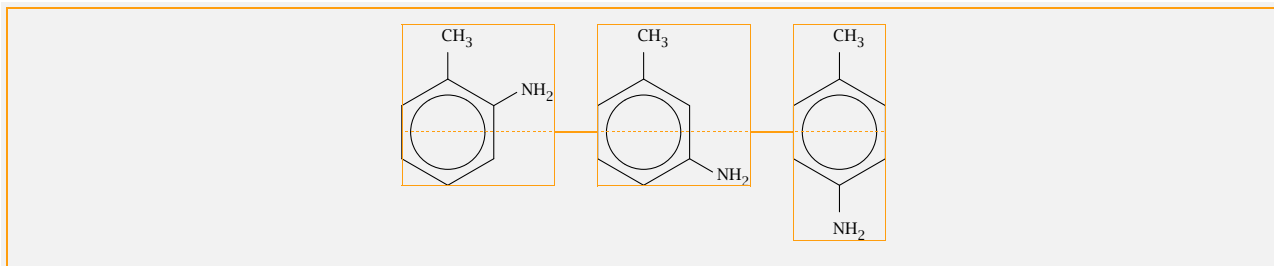
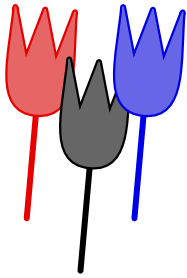
```



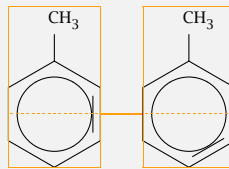
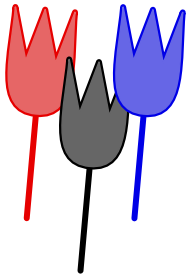
```
\startformula
\setupchemical
  [width=fit,
  height=fit]
\startchemical
  \chemical[ONE,ZO,SPACE,SPACE][2]
\stopchemical
\startchemical
  \chemical[SIX,C,B,EB1,R3..6,RZ3..6][H,H,H,H]
\stopchemical
\startchemical
  \chemical[SPACE,GIVES,SPACE]
\stopchemical
\startchemical
  \chemical
    [SIX,B,EB35,R3456,RZ3456,
    ADJ1,FOUR,B,ADJ1,
    SIX,B,EB26,R1236,RZ1236]
    [H,H,H,H,H,H,H,H]
\stopchemical
\stopformula
```



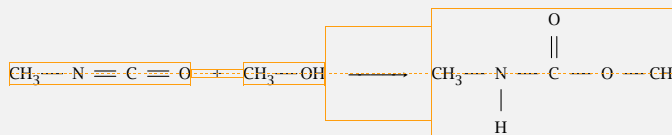
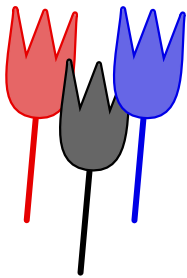
```
\startformula
\setupchemical
  [width=fit,
  height=fit]
\startchemical
\chemical[ONE,ZO,SPACE,SPACE][2]
\stopchemical
\startchemical
\chemical[SIX,C,B,EB1,R3..6,RZ3..6][H,H,H,H]
\stopchemical
\startchemical
\chemical[SPACE,GIVES,SPACE]
\stopchemical
\startchemical
\chemical[SIX,C,B,ADJ1,SIX,C,B]
\stopchemical
\stopformula
```



```
\startformula
\setupchemical
  [width=fit,
  height=fit]
\startchemical
  \chemical[SIX,C,B,R16,RZ16][NH_2,CH_3]
\stopchemical
\startchemical
  \chemical[SPACE,SPACE]
\stopchemical
\startchemical
  \chemical[SIX,C,B,R26,RZ26][NH_2,CH_3]
\stopchemical
\startchemical
  \chemical[SPACE,SPACE]
\stopchemical
\startchemical
  \chemical[SIX,C,B,R36,RZ36][NH_2,CH_3]
\stopchemical
\stopformula
```



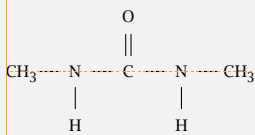
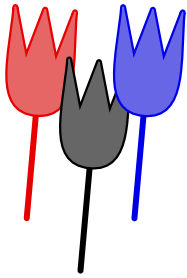
```
\startformula
\setupchemical
[width=fit,
height=fit]
\startchemical
\chemical[SIX,C,B,EB1,R6,RZ6][CH_3]
\stopchemical
\startchemical
\chemical[SPACE,SPACE][]
\stopchemical
\startchemical
\chemical[SIX,C,B,EB2,R6,RZ6][CH_3]
\stopchemical
\stopformula
```

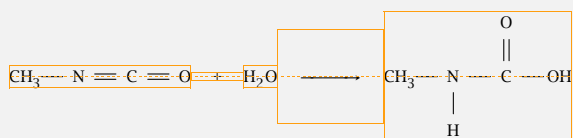
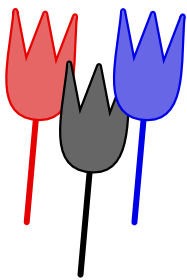
```

\startformula
\setupchemical
[width=fit,
height=fit]
\startchemical
\chemical
[ONE,ZO,SB1,
MOV1,ZO,DB1,
MOV1,ZO,DB1,
MOV1,ZO]
[CH_3,N,C,O]
\stopchemical
\startchemical
\chemical[SPACE,PLUS,SPACE]
\stopchemical
\startchemical
\chemical
[ONE,ZO,SB1,
MOV1,ZO]
[CH_3,OH]
\stopchemical
\startchemical
\chemical[SPACE,GIVES,SPACE]
\stopchemical
\startchemical
\chemical
[ONE,ZO,SB1,
MOV1,ZO,SB13,Z3,
MOV1,ZO,SB1,DB7,Z7,
MOV1,ZO,SB1,
MOV1,OFF1,ZO]
[CH_3,N,H,C,O,O,CH_3]
\stopchemical
\stopformula

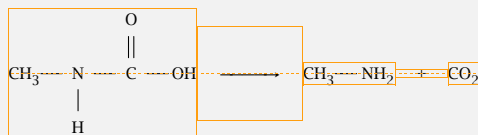
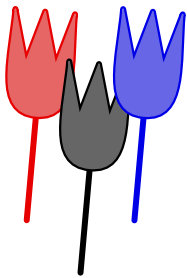
```



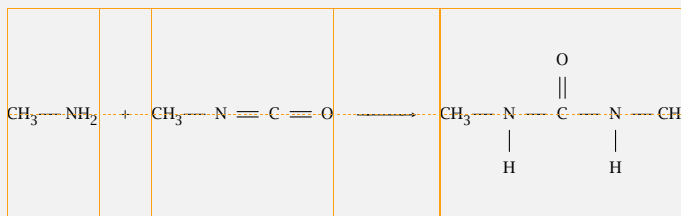
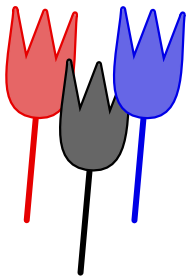
```
\startchemical[width=fit]
\chemical
[ONE,ZO,SB1,
MOV1,ZO3,SB13,
MOV1,ZO7,SB1,DB7,
MOV1,ZO3,SB13,
MOV1,OFF1,ZO]
[CH_3,N,H,C,O,N,H,CH_3]
\stopchemical
```



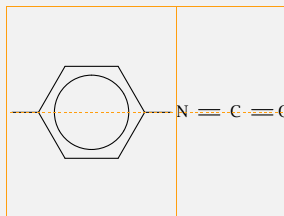
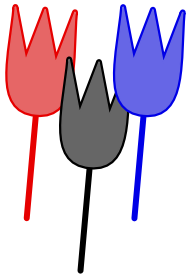
```
\startformula
\setupchemical
[width=fit,
height=fit]
\startchemical
\chemical
[ONE,ZO,SB1,
MOV1,ZO,DB1,
MOV1,ZO,DB1,
MOV1,ZO]
[CH_3,N,C,O]
\stopchemical
\startchemical
\chemical[SPACE,PLUS,SPACE]
\stopchemical
\startchemical
\chemical[ONE,ZO,][H_2O]
\stopchemical
\startchemical
\chemical[SPACE,GIVES,SPACE]
\stopchemical
\startchemical
\chemical
[ONE,ZO,SB1,
MOV1,ZO,SB13,Z3,
MOV1,ZO,SB1,DB7,Z7,
MOV1,ZO]
[CH_3,N,H,C,O,OH]
\stopchemical
\stopformula
```



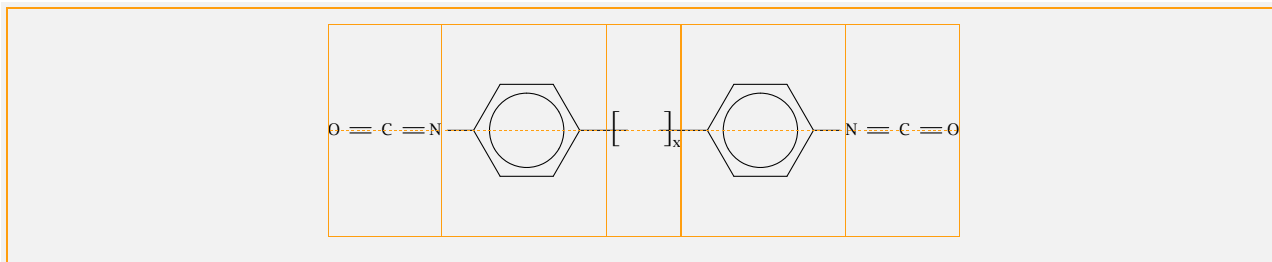
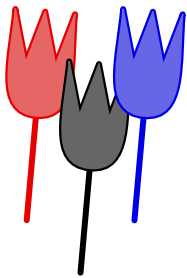
```
\startformula
\setupchemical
[width=fit,
height=fit]
\startchemical
\chemical
[ONE,ZO,SB1,
MOV1,ZO,SB13,Z3,
MOV1,ZO,SB1,DB7,Z7,
MOV1,ZO]
[CH_3,N,H,C,O,OH]
\stopchemical
\startchemical
\chemical[SPACE,GIVES,SPACE]
\stopchemical
\startchemical
\chemical[ONE,ZO,SB1,Z1][CH_3,NH_2]
\stopchemical
\startchemical
\chemical[SPACE,PLUS,SPACE]
\stopchemical
\startchemical
\chemical[ONE,ZO][CO_2]
\stopchemical
\stopformula
```



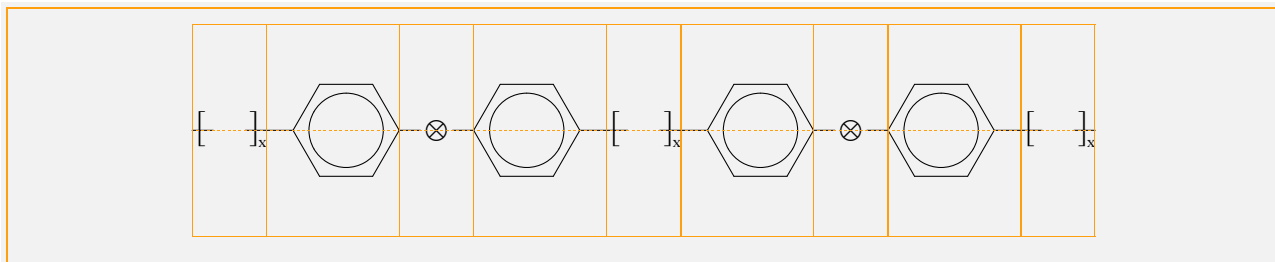
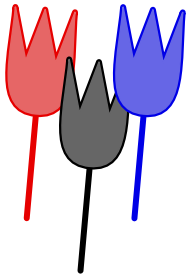
```
\startformula
\setupchemical
  [width=fit]
\startchemical
  \chemical[ONE,ZO,SB1,Z1][CH_3,NH_2]
\stopchemical
\startchemical
  \chemical[SPACE,PLUS,SPACE]
\stopchemical
\startchemical
  \chemical
    [ONE,ZO,SB1,
     MOV1,ZO,DB1,
     MOV1,ZO,DB1,
     MOV1,ZO]
    [CH_3,N,C,O]
\stopchemical
\startchemical
  \chemical[SPACE,GIVES,SPACE]
\stopchemical
\startchemical
  \chemical
    [ONE,ZO,SB1,
     MOV1,Z03,SB13,
     MOV1,Z07,SB1,DB7,
     MOV1,Z03,SB13,
     MOV1,OFF1,Z0]
    [CH_3,N,H,C,O,N,H,CH_3]
\stopchemical
\stopformula
```



```
\startformula
\setupchemical
 [width=fit]
\startchemical
 \chemical[SIX,ROT2,B,C,R36,RZ36]
\stopchemical
\startchemical
 \chemical[ONE,ZO,DB1,MOV1,ZO1,DB1][N,C,O]
\stopchemical
\stopformula
```



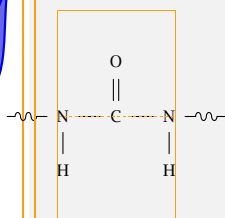
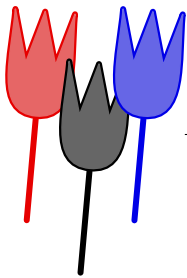
```
\startformula
\setupchemical
  [width=fit]
\startchemical
  \chemical[ONE,ZO,DB1,MOV1,ZO1,DB1][O,C,N]
\stopchemical
\startchemical
  \chemical[SIX,ROT2,B,C,R36,RZ3]
\stopchemical
\startchemical
  \chemical[ONE,SB15,ZT5,ZT1][\[, \]{x}]
\stopchemical
\startchemical
  \chemical[SIX,ROT2,B,C,R36,RZ6]
\stopchemical
\startchemical
  \chemical[ONE,ZO,DB1,MOV1,ZO1,DB1][N,C,O]
\stopchemical
\stopformula
```



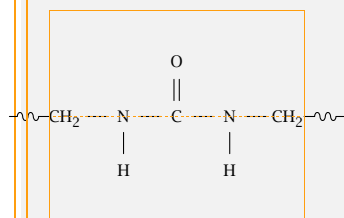
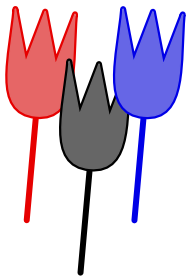
```

\startformula
  \setupchemical
    [width=fit]
  \startchemical
    \chemical[ONE,SB15,ZT5,ZT1][\[, \]{x}]
  \stopchemical
  \startchemical
    \chemical[SIX,ROT2,R3,B,C]
  \stopchemical
  \startchemical
    \chemical[ONE,SB15,Z0][{\bigotimes}]
  \stopchemical
  \startchemical
    \chemical[SIX,ROT2,R6,B,C]
  \stopchemical
  \startchemical
    \chemical[ONE,SB15,ZT5,ZT1][\[, \]{x}]
  \stopchemical
  \startchemical
    \chemical[SIX,ROT2,R3,B,C]
  \stopchemical
  \startchemical
    \chemical[ONE,SB15,Z0][{\bigotimes}]
  \stopchemical
  \startchemical
    \chemical[SIX,ROT2,R6,B,C]
  \stopchemical
  \startchemical
    \chemical[ONE,SB15,ZT5,ZT1][\[, \]{x}]
  \stopchemical
\stopformula

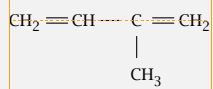
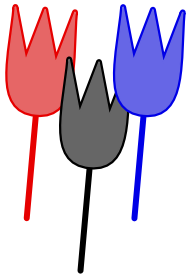
```

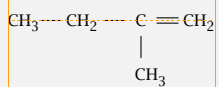
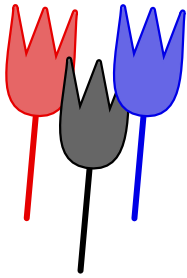
```
\startchemical[width=fit]
\chemical
[ONE,ZO,OE5,SB13,Z3,
MOV1,ZO,SB1,DB7,Z7,
MOV1,ZO,Z3,SB3,OE1]
[N,H,C,O,N,H]
\stopchemical
```



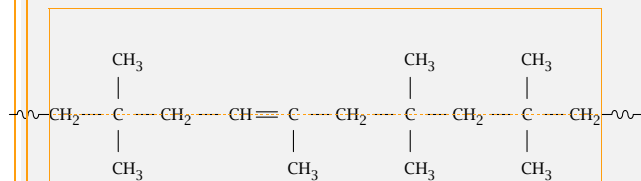
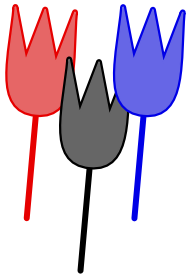
```
\startchemical[width=fit]
\chemical
[ONE,ZO,OE5,OFF1,SB1,
MOV1,ZO,SB13,Z3,
MOV1,Z07,SB1,DB7,
MOV1,Z03,SB13,
MOV1,OFF1,ZO,OE1]
[CH_2,N,H,C,O,N,H,CH_2]
\stopchemical
```



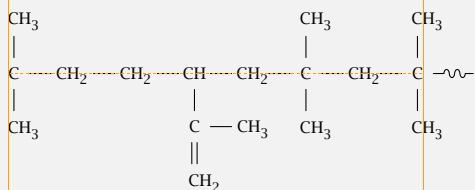
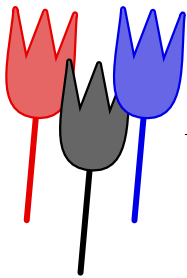
```
\startchemical[width=fit]
\chemical
[ONE,ZO,OFF1,DB1,
MOV1,ZO,SB1,
MOV1,ZO,SB3,Z3,DB1,
MOV1,OFF1,ZO]
[CH_2,CH,C,CH_3,CH_2]
\stopchemical
```



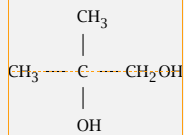
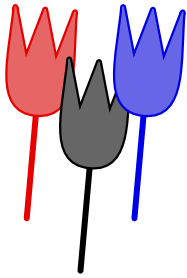
```
\startchemical[width=fit]
\chemical
[ONE,Z0,SB1,
MOV1,OFF1,Z0,2OFF1,SB1,
MOV1,Z0,SB3,Z3,DB1,
MOV1,OFF1,Z0]
[CH_3,CH_2,C,CH_3,CH_2]
\stopchemical
```



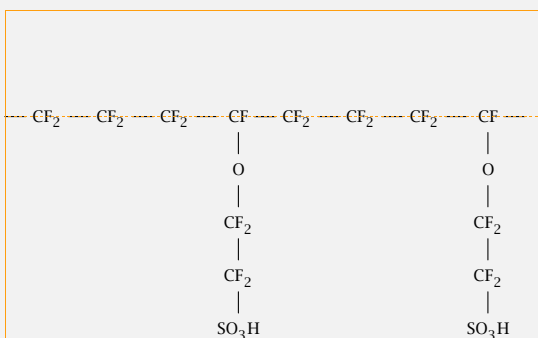
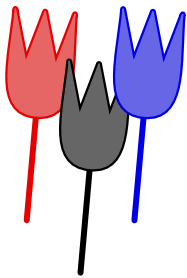
```
\startchemical[width=fit]
\chemical
[ONE,OFF1,Z0,OE5,OFF1,SB1,
MOV1,Z0,SB137,Z37,
MOV1,OFF1,Z0,2OFF1,SB1,
MOV1,OFF1,Z0,OFF1,DB1,
MOV1,Z0,SB13,Z3,
MOV1,OFF1,Z0,2OFF1,SB1,
MOV1,Z0,SB137,Z37,
MOV1,OFF1,Z0,2OFF1,SB1,
MOV1,Z0,SB137,Z37,
MOV1,OFF1,Z0,OE1]
[CH_2,C,CH_3,CH_3,CH_2,CH,C,CH_3,CH_2,C,
CH_3,CH_3,CH_2,C,CH_3,CH_3,CH_2]
\stopchemical
```



```
\startchemical[width=fit]
\chemical
[ONE,Z0,OE5,SB137,Z37,
MOV1,OFF1,Z0,2OFF1,SB1,
MOV1,OFF1,Z0,2OFF1,SB1,
MOV1,Z0,SB13,
SAVE,
MOV1,OFF1,Z0,OFF1,SB1,
MOV1,Z0,SB137,Z37,
MOV1,OFF1,Z0,OFF1,SB1,
MOV1,Z0,SB37,Z37,OE1,
RESTORE,
MOV3,Z0,SB1,DB3,Z13]
[C,CH_3,CH_3,CH_2,CH_2,CH,CH_2,C,CH_3,CH_3,
CH_2,C,CH_3,CH_3,C,CH_3,CH_2]
\stopchemical
```



```
\startchemical[width=fit]
\chemical
[ONE,SB1357,Z0,Z1357]
[C,CH_2OH,OH,CH_3,CH_3]
\stopchemical
```



`\definechemical`

`[molecule]`

`{\chemical`

`[ONE,SB5,OFF1,Z0,2OFF1,SB1,`

`MOV1,OFF1,Z0,2OFF1,SB1,`

`MOV1,OFF1,Z0,2OFF1,SB1,`

`MOV1,OFF1,Z0,SB3,`

`SAVE,`

`MOV3,Z0,SB3,`

`MOV3,Z0,SB3,`

`MOV3,Z0,SB3,`

`MOV3,Z0,`

`RESTORE,`

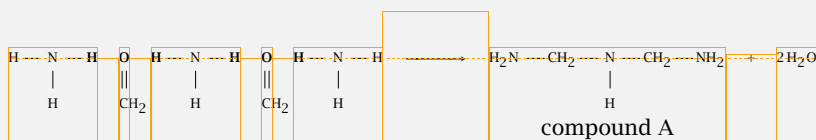
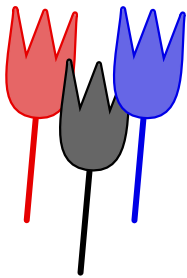
`OFF1,SB1,MOV1]`

`[CF_2,CF_2,CF_2,CF,O,CF_2,CF_2,SO_3H]}`

`\startchemical[width=fit]`

`\chemical[molecule, molecule]`

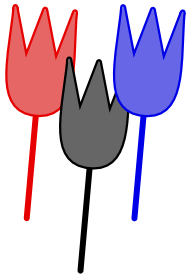
`\stopchemical`



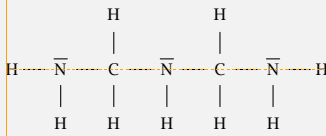
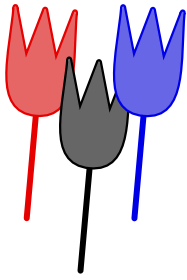
```

\startformula
\setupchemical
  [height=2000,
  width=fit,
  scale=small,
  size=small,
  bottom=2000]
\startchemical
  \chemical[ONE,SB1,SB3,SB5,Z0,Z1,Z3,Z5][N,\bf H,H,H]
\stopchemical
\startchemical
  \chemical[SPACE]
\stopchemical
\startchemical
  \chemical[ONE,DB3,Z0,Z3][\bf O,CH_2]
\stopchemical
\startchemical
  \chemical[SPACE]
\stopchemical
\startchemical
  \chemical[ONE,SB1,SB3,SB5,Z0,Z1,Z3,Z5][N,\bf H,H,\bf H]
\stopchemical
\startchemical
  \chemical[SPACE]
\stopchemical
\startchemical
  \chemical[ONE,DB3,Z0,Z3][\bf O,CH_2]
\stopchemical
\startchemical
  \chemical[SPACE]
\stopchemical
\startchemical
  \chemical[ONE,SB1,SB3,SB5,Z0,Z1,Z3,Z5][N,H,H,\bf H]
\stopchemical
\startchemical
  \chemical[SPACE,GIVES,SPACE]
\stopchemical
\startchemical
  \chemical
    [ONE,Z0,2OFF1,SB1,
    MOV1,OFF1,Z0,2OFF1,SB1,
    MOV1,SB1,SB3,Z0,Z3,

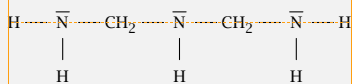
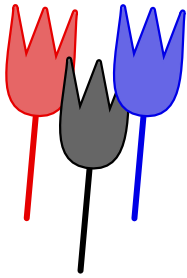
```



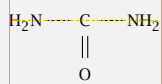
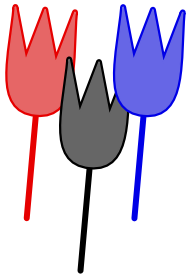
```
MOV1,OFF1,Z0,2OFF1,SB1,  
MOV1,OFF1,Z0]  
[H_2N,CH_2,N,H,CH_2,NH_2]  
\bottext{compound A}  
\stopchemical  
\startchemical  
\chemical[SPACE,PLUS,SPACE]  
\stopchemical  
\startchemical  
\chemical[ONE,Z0][2\,H_2O]  
\stopchemical  
\stopformula
```



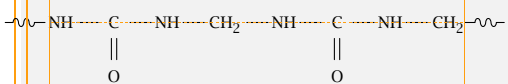
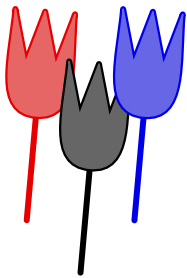
```
\startchemical[width=fit]
\chemical
[ONE,Z035,SB135,EP7,
MOV1,Z037,SB137,
MOV1,Z03,SB13,EP7,
MOV1,Z037,SB137,
MOV1,Z013,SB13,EP7]
[N,H,H,C,H,H,N,H,C,H,H,N,H,H]
\stopchemical
```



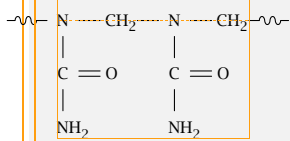
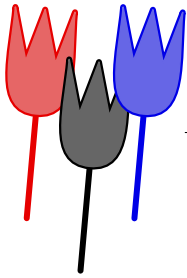
```
\startchemical[width=fit]
\chemical
[ONE,Z035,SB135,EP7,
MOV1,OFF1,Z0,2OFF1,SB1,
MOV1,Z03,SB13,EP7,
MOV1,OFF1,Z0,2OFF1,SB1,
MOV1,Z013,SB13,EP7]
[N,H,H,CH_2,N,H,CH_2,N,H,H]
\stopchemical
```



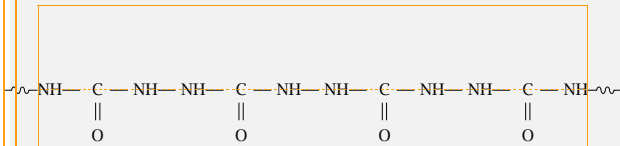
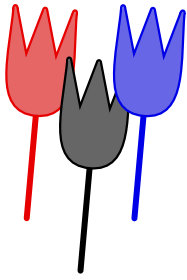
```
\startchemical[width=fit]
\chemical[ONE,ZO,SB1,DB3,SB5,Z135][C,NH_2,O,H_2N]
\stopchemical
```



```
\startchemical[width=fit]
\chemical
[ONE,ZO,SB1,OE5,
MOV1,ZO,SB1,Z3,DB3,
MOV1,ZO,SB1,
MOV1,OFF1,ZO,2OFF1,SB1,
MOV1,ZO,SB1,
MOV1,ZO,SB1,Z3,DB3,
MOV1,ZO,SB1,
MOV1,OFF1,ZO,OE1]
[NH,C,O,NH,CH_2,NH,C,O,NH,CH_2]
\stopchemical
```



```
\startchemical[width=fit]
\chemical
  [ONE,Z0,SB1,SB3,OE5,
  SAVE,
  MOV3,Z013,DB1,SB3,
  RESTORE,
  MOV1,OFF1,Z0,2OFF,1SB1,
  MOV1,Z0,SB13,
  SAVE,
  MOV3,Z013,DB1,SB3,
  RESTORE,
  MOV1,OFF1,Z0,OFF1,OE1]
[N,C,O,NH_2,CH_2,N,C,O,NH_2,CH_2]
\stopchemical
```



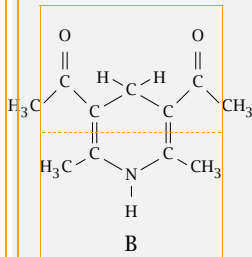
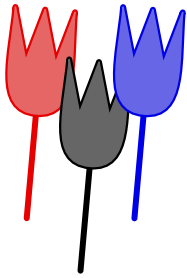
`\startchemical [width=fit,scale=small,size=medium]`

`\chemical`

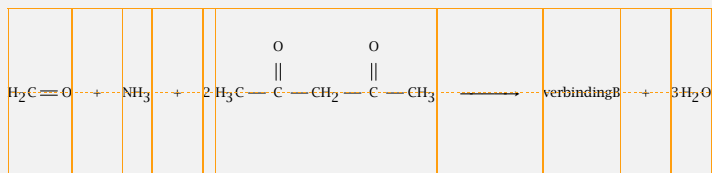
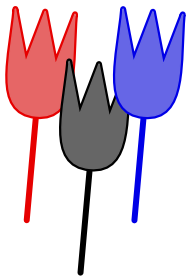
```
[ONE,OFF1,Z0,OFF1,SB1,OE5,  
MOV1,OFF1,Z0,OFF1,SB1,Z3,DB3,  
MOV1,OFF1,Z0,OFF1,SB1,  
MOV1,OFF1,Z0,OFF1,SB1,  
MOV1,OFF1,Z0,OFF1,SB1,Z3,DB3,  
MOV1,OFF1,Z0,OFF1,SB1,  
MOV1,OFF1,Z0,OFF1,SB1,  
MOV1,OFF1,Z0,OFF1,SB1,Z3,DB3,  
MOV1,OFF1,Z0,OFF1,SB1,  
MOV1,OFF1,Z0,OFF1,SB1,  
MOV1,OFF1,Z0,OFF1,SB1,Z3,DB3,  
MOV1,OFF1,Z0,OFF1,OE1]
```

```
[NH,C,O,NH,NH,C,O,NH,NH,C,O,NH,NH,C,O,NH]
```

`\stopchemical`



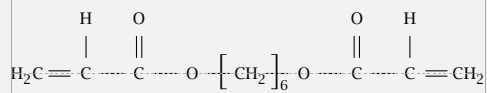
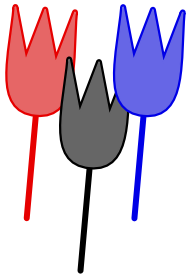
```
\startchemical [scale=small,width=fit,top=3000,bottom=3000]
\chemical [SIX,SB2356,DB14,Z2346,SR3,RZ3,-SR6,+SR6,-RZ6,+RZ6] [C,N,C,C,H,H,H]
\chemical [PB:Z1,ONE,Z0,DIR8,Z0,SB24,DB7,Z27,PE] [C,C,CH_3,O]
\chemical [PB:Z5,ONE,Z0,DIR6,Z0,SB24,DB7,Z47,PE] [C,C,H_3C,O]
\chemical [SR24,RZ24] [CH_3,H_3C]
\bottomtext{\crlf B} % ??
\stopchemical
```



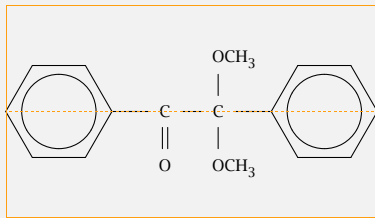
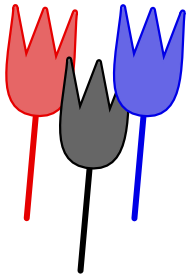
```

\startformula
\setupchemical
[width=fit,
size=small,
scale=small]
\startchemical
\chemical[ONE,ZO,OFF1,DB1,Z1][H_2C,0]
\stopchemical
\startchemical
\chemical[SPACE,PLUS,SPACE]
\stopchemical
\startchemical
\chemical[ONE,ZO][NH_3]
\stopchemical
\startchemical
\chemical[SPACE,PLUS,SPACE]
\stopchemical
\startchemical
\chemical[ONE,ZO][2\,\,]
\stopchemical
\startchemical
\chemical
[ONE,ZO,SB1,Z57,SB5,DB7,
MOV1,OFF1,ZO,2OFF1,SB1,
MOV1,ZO,SB1,Z17,DB7]
[C,H_3C,0,CH_2,C,CH_3,0]
\stopchemical
\startchemical
\chemical[SPACE,GIVES,SPACE]
\stopchemical
\startchemical
\chemical[ONE,ZO][verbinding B]
\stopchemical
\startchemical
\chemical[SPACE,PLUS,SPACE][]
\stopchemical
\startchemical
\chemical[ONE,ZO][3\,H_2O]
\stopchemical
\stopformula

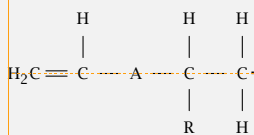
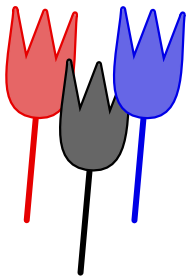
```



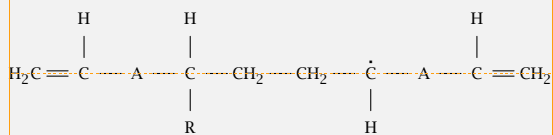
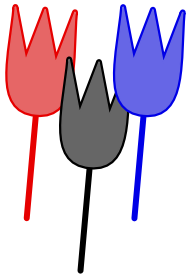
```
\startchemical[width=fit]
\chemical
[ONE,ZO,SB1,Z57,DB5,SB7,
MOV1,ZO,SB1,Z7,DB7,
MOV1,ZO,SB1,
MOV1,OFF1,ZO,OFF1,SB1,ZT1,ZT5,
MOV1,ZO,SB1,
MOV1,ZO,SB1,Z7,DB7,
MOV1,ZO,DB1,Z17,SB7]
[C,H_2C,H,C,O,O,CH_2,\]{6},\[,O,C,O,C,CH_2,H]
\stopchemical
```



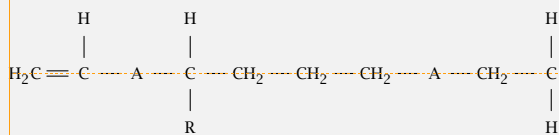
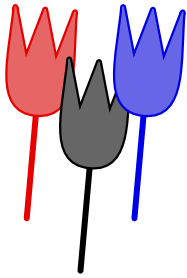
```
\startchemical[width=fit]
\chemical
[SIX,ROT2,B,C,R6,SUB1,
ONE,Z0,Z3,SB15,DB3,
MOV1,Z037,SB137,SUB1,
SIX,ROT2,B,C,R3]
[C,O,C,OCH_3,OCH_3]
\stopchemical
```



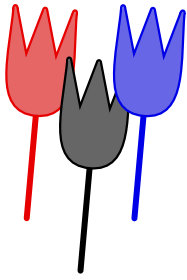
```
\startchemical[width=fit]
\chemical
[ONE,Z057,SB17,DB5,
MOV1,Z0,SB1,
MOV1,Z037,SB137,
MOV1,Z037,SB37,ES1]
[C,H_2C,H,A,C,R,H,C,H,H]
\stopchemical
```



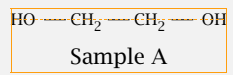
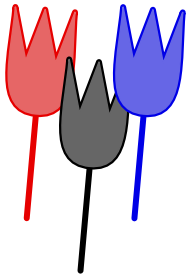
```
\startchemical[width=fit]
\chemical
[ONE,Z057,SB17,DB5,
MOV1,Z0,SB1,
MOV1,Z037,SB137,
MOV1,OFF1,Z0,2OFF1,SB1,
MOV1,OFF1,Z0,2OFF1,SB1,
MOV1,Z03,SB1,SB3,ES7,
MOV1,Z0,SB1,
MOV1,Z017,DB1,SB7]
[C,H_2C,H,A,C,R,H,CH_2,CH_2,C,H,A,C,CH_2,H]
\stopchemical
```



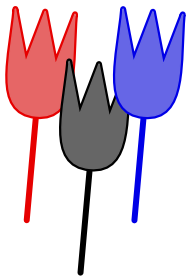
```
\startchemical[width=fit]
\chemical
[ONE,Z057,SB17,DB5,
MOV1,Z0,SB1,
MOV1,Z037,SB137,
MOV1,OFF1,Z0,2OFF1,SB1,
MOV1,OFF1,Z0,2OFF1,SB1,
MOV1,OFF1,Z0,2OFF1,SB1,
MOV1,Z0,SB1,
MOV1,OFF1,Z0,2OFF1,SB1,
MOV1,Z037,SB37,ES1]
[C,H_2C,H,A,C,R,H,CH_2,CH_2,CH_2,A,CH_2,C,H,H]
\stopchemical
```



```
\startchemical[width=fit,bottom=1000]
\chemical
[ONE,ZO,OFF1,SB1,
MOV1,OFF1,ZO,2OFF1,SB1,
MOV1,OFF1,ZO,2OFF1,SB1,
MOV1,ZO,SB1,
MOV1,OFF1,ZO,2OFF1,SB1,
MOV1,OFF1,ZO,2OFF1,SB1,
MOV1,ZO]
[HO,CH_2,CH_2,O,CH_2,CH_2,OH]
\bottomtext{diethyleenglycol}
\stopchemical
```

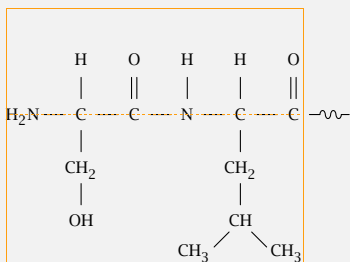
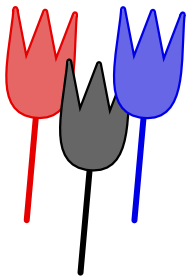
```
\startchemical[width=fit,bottom=1000]
\chemical
[ONE,ZO,OFF1,SB1,
MOV1,OFF1,ZO,2OFF1,SB1,
MOV1,OFF1,ZO,2OFF1,SB1,
MOV1,OFF1,ZO]
[HO,CH_2,CH_2,OH]
\bottomtext{Sample A}
\stopchemical
```



```

\startformula
\setupchemical
  [width=fit]
\startchemical
\chemical
  [ONE,ZO,SB1,
  MOV1,OFF1,ZO,2OFF1,SB1,
  MOV1,OFF1,ZO,2OFF1,SB1,
  MOV1,ZO,SB1,
  MOV1,OFF1,ZO,2OFF1,SB1,
  MOV1,OFF1,ZO,2OFF1,SB1,
  MOV1,ZO]
  [HO,CH_2,CH_2,O,CH_2,CH_2,OH]
\stopchemical
\startchemical
\chemical [SPACE,PLUS,SPACE]
\stopchemical
\startchemical
\chemical [ONE,ZO][H_2O]
\stopchemical
\startchemical
\chemical [SPACE,GIVES,SPACE]
\stopchemical
\startchemical
\chemical [ONE,ZO,SPACE][2]
\stopchemical
\startchemical
\chemical
  [ONE,ZO,SB1,
  MOV1,OFF1,ZO,2OFF1,SB1,
  MOV1,OFF1,ZO,2OFF1,SB1,
  MOV1,ZO]
  [HO,CH_2,CH_2,OH]
\stopchemical
\stopformula

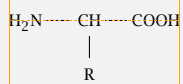
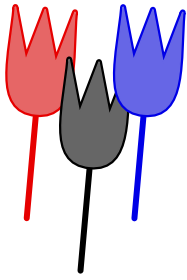
```



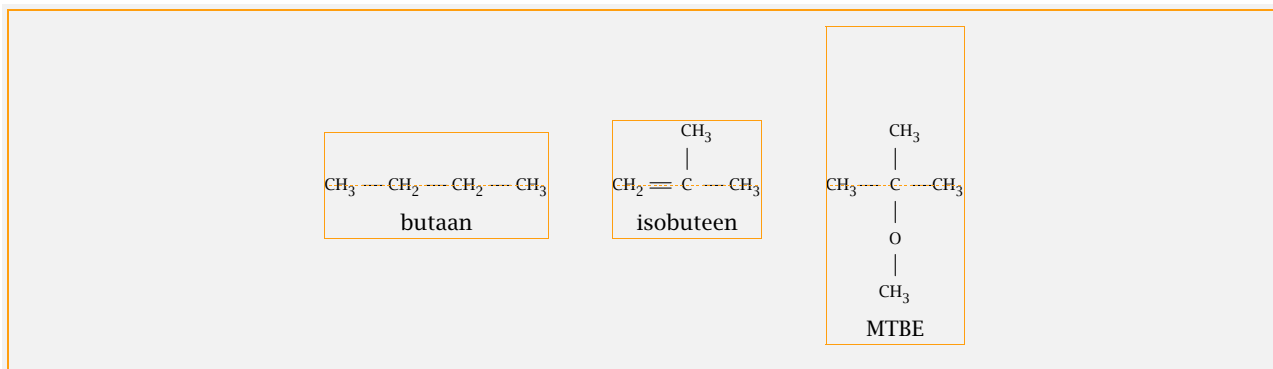
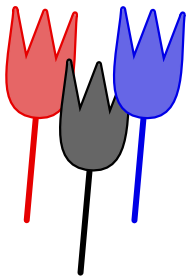
```

\startchemical [width=fit]
\chemical
  [ONE,Z0,OFF1,SB1,
  MOV1,Z07,SB137,
  SAVE,
  MOV1,Z07,SB1,DB7,
  MOV1,Z07,SB17,
  MOV1,Z07,SB137,
  SAVE,
  MOV1,Z07,OE1,DB7,
  RESTORE,
  MOV3,SB3,Z0,
  MOV3,Z0,Z24,SB24,
  RESTORE,
  MOV3,,Z0,SB3,
  MOV3,Z0]
  [H_2N,C,H,C,O,N,H,C,H,C,O,
  CH_2,CH,CH_3,CH_3,CH_2,OH]
\stopchemical

```



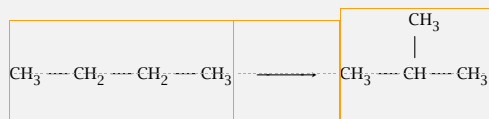
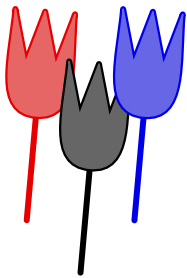
```
\startchemical[width=fit]
\chemical
[ONE,Z0,OFF1,SB1,
MOV1,OFF1,Z0,OFF1,SB13,Z13]
[H_2N,CH,COOH,R]
\stopchemical
```



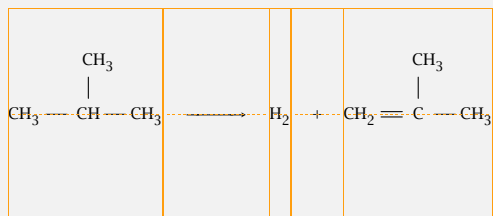
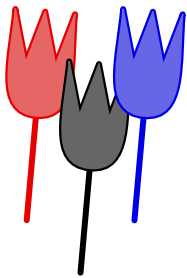
```

\startformula
\startchemical[height=2000,width=fit]
\chemical
[ONE,Z0,OFF1,SB1,
MOV1,OFF1,Z0,2OFF1,SB1,
MOV1,OFF1,Z0,2OFF1,SB1,
MOV1,OFF1,Z0]
[CH_3,CH_2,CH_2,CH_3]
\bottext{butaan}
\stopchemical
\quad\quad\quad
\startchemical[height=2000,width=fit]
\chemical
[ONE,Z0,OFF1,DB1,
MOV1,Z07,SB17,
MOV1,OFF1,Z0]
[CH_2,C,CH_3,CH_3]
\bottext{isobuteen}
\stopchemical
\quad\quad\quad
\startchemical[height=6000,width=fit]
\chemical
[ONE,Z0,SB1,
MOV1,Z0,Z7,SB137,
SAVE,MOV1,Z0,RESTORE,
MOV3,Z0,SB3,
MOV3,Z0]
[CH_3,C,CH_3,CH_3,O,CH_3]
\bottext{MTBE}
\stopchemical
\stopformula

```



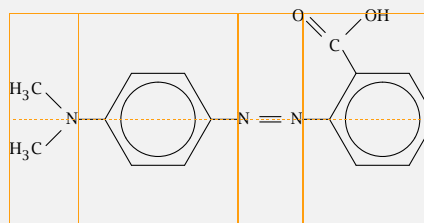
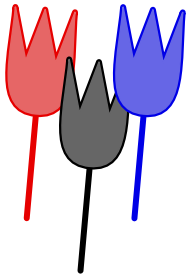
```
\startformula
\setupchemical
[height=2000,
width=fit]
\startchemical
\chemical
[ONE,Z0,OFF1,SB1,
MOV1,OFF1,Z0,2OFF1,SB1,
MOV1,OFF1,Z0,2OFF1,SB1,
MOV1,OFF1,Z0]
[CH_3,CH_2,CH_2,CH_3]
\stopchemical
\startchemical
\chemical[SPACE,GIVES,SPACE]
\stopchemical
\startchemical
\chemical
[ONE,Z0,OFF1,SB1,
MOV1,Z07,SB17,
MOV1,OFF1,Z0]
[CH_3,CH,CH_3,CH_3]
\stopchemical
\stopformula
```



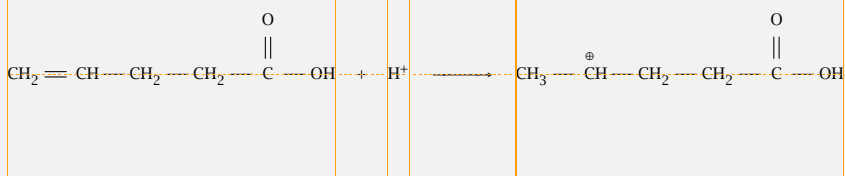
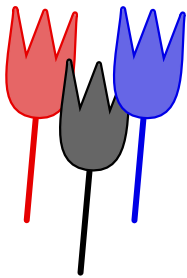
```

\startformula
\setupchemical
[width=fit]
\startchemical
\chemical
[ONE,Z0,OFF1,SB1,
MOV1,OFF1,Z0,OFF1,Z7,SB17,
MOV1,OFF1,Z0]
[CH_3,CH,CH_3,CH_3]
\stopchemical
\startchemical
\chemical[SPACE,GIVES,SPACE]
\stopchemical
\startchemical
\chemical[ONE,Z0,SPACE][H_2]
\stopchemical
\startchemical
\chemical[SPACE,PLUS,SPACE]
\stopchemical
\startchemical
\chemical
[ONE,Z0,OFF1,DB1,
MOV1,Z07,SB17,
MOV1,OFF1,Z0]
[CH_2,C,CH_3,CH_3]
\stopchemical
\stopformula

```



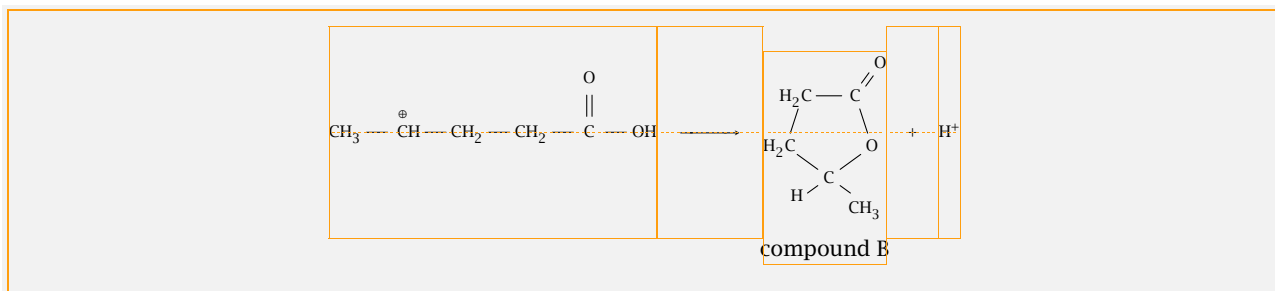
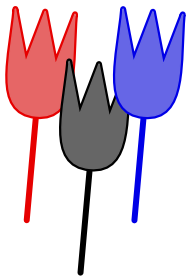
```
\startformula
\setupchemical [width=fit]
\startchemical
\chemical [ONE,Z046,SB46,][N,H_3C,H_3C]
\stopchemical
\startchemical
\chemical [SIX,ROT2,B,C,R36]
\stopchemical
\startchemical
\chemical [ONE,Z0,DB1,MOV1,Z0][N,N]
\stopchemical
\startchemical
\chemical
[SIX,ROT2,B,C,R34,
PB:RZ4,ONE,Z0,SB8,DB6,Z68,PE]
[C,O,OH]
\stopchemical
\stopformula
```

```

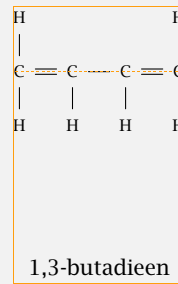
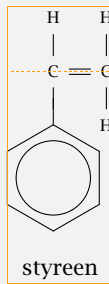
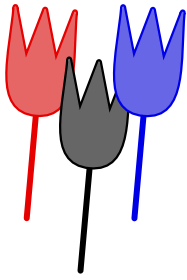
\startformula
\setupchemical
[width=fit]
\startchemical
\chemical
[ONE,ZO,OFF1,DB1,
MOV1,OFF1,ZO,OFF1,SB1,
MOV1,OFF1,ZO,2OFF1,SB1,
MOV1,OFF1,ZO,2OFF1,SB1,
MOV1,ZO,SB1,DB7,Z1,Z7]
[CH_2,CH,CH_2,CH_2,C,OH,0]
\stopchemical
\startchemical
\chemical[SPACE,PLUS,SPACE]
\stopchemical
\startchemical
\chemical[ONE,ZO][H^+]
\stopchemical
\startchemical
\chemical[SPACE,GIVES,SPACE]
\stopchemical
\startchemical
\chemical
[ONE,ZO,OFF1,SB1,
MOV1,OFF1,ZO,OFF1,SB1,
MOV1,OFF1,ZO,2OFF1,SB1,
MOV1,OFF1,ZO,2OFF1,SB1,
MOV1,ZO,SB1,DB7,Z1,Z7]
[CH_3,\T{\oplus}CH,CH_2,CH_2,C,OH,0]
\stopchemical
\stopformula

```



```

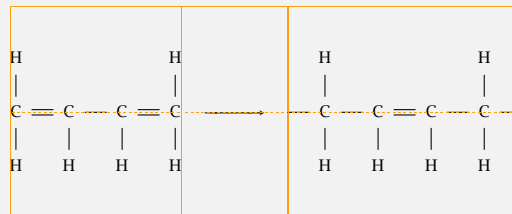
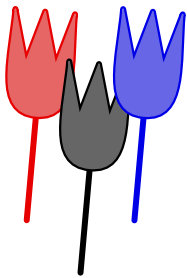
\startformula
\setupchemical
  [width=fit]
\startchemical
\chemical
  [ONE,Z0,OFF1,SB1,
  MOV1,OFF1,Z0,OFF1,SB1,
  MOV1,OFF1,Z0,2OFF1,SB1,
  MOV1,OFF1,Z0,2OFF1,SB1,
  MOV1,Z0,SB1,DB7,Z1,Z7]
  [CH_3,\T{\oplus}CH,CH_2,CH_2,C,OH,0]
\stopchemical
\startchemical
\chemical[SPACE,GIVES,SPACE]
\stopchemical
\startchemical[bottom=2500]
\chemical
  [FIVE,ROT4,Z12345,SB,DR2,CRZ2,-SR4,+SR4,-RZ4,+RZ4]
  [H_2C^-,C,O,C,H_2C^-,O,CH_3,H]
\bottext{compound B}
\stopchemical
\startchemical
\chemical[SPACE,PLUS,SPACE]
\stopchemical
\startchemical
\chemical[ONE,Z0][H^+]
\stopchemical
\stopformula
  
```



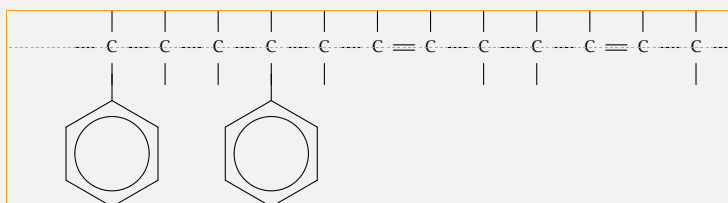
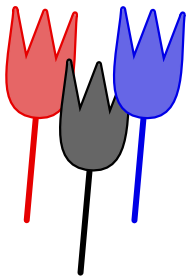
```

\startformula
\setupchemical
[width=fit,
bottom=4000]
\startchemical
\chemical
[ONE,ZO,DB1,SB3,SB7,Z7,
MOV1,ZO,SB3,SB7,Z3,Z7,
MOV0,SUB2,SIX,B,R6,C]
[C,H,C,H,H]
\bottomtext{styreen}
\stopchemical
\quad\quad\quad\quad\quad\quad
\startchemical
\chemical
[ONE,ZO,DB1,SB3,SB7,Z3,Z7,
MOV1,ZO,SB1,SB3,Z3,
MOV1,ZO,DB1,SB3,Z3,
MOV1,ZO,SB3,SB7,Z3,Z7]
[C,H,H,C,H,C,H,C,H,H]
\bottomtext{1,3-butadien}
\stopchemical
\stopformula

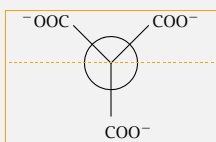
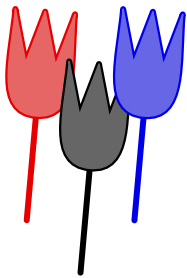
```



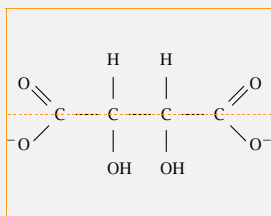
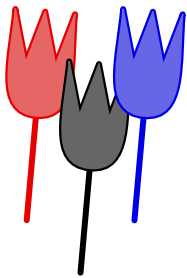
```
\startformula
\setupchemical
[width=fit]
\startchemical
\chemical
[ONE,Z0,DB1,Z37,SB37,
MOV1,Z03,SB13,
MOV1,Z03,DB1,SB3,
MOV1,Z037,SB37]
[C,H,H,C,H,C,H,C,H,H]
\stopchemical
\startchemical
\chemical[SPACE,GIVES,SPACE]
\stopchemical
\startchemical
\chemical
[ONE,Z037,SB1357,
MOV1,Z03,DB1,SB3,
MOV1,Z03,SB13,
MOV1,Z037,SB137]
[C,H,H,C,H,C,H,C,H,H]
\stopchemical
\stopformula
```



```
\setupchemical
[height=fit]
\startchemical
\chemical
[ONE,ZO,SB1357,
SAVE,
SUB2,SIX,B,C,R6,
RESTORE,
MOV1,ZO,SB137,
MOV1,ZO,SB137,
MOV1,ZO,SB137,
SAVE,
SUB2,SIX,B,C,R6,
RESTORE,
MOV1,ZO,SB137,
MOV1,ZO,DB1,SB7,
MOV1,ZO,SB17,
MOV1,ZO,SB137,
MOV1,ZO,SB137,
MOV1,ZO,DB1,SB7,
MOV1,ZO,SB17,
MOV1,ZO,SB137]
[C,C,C,C,C,C,C,C,C,C,C,C,C]
\stopchemical
```



```
\setupchemical  
[height=fit]  
\startchemical  
\chemical[NEWMAN,C,B123,Z123][COO^{\-},COO^{\-},^{\-}OOC]  
\stopchemical
```



```
\setupchemical
```

```
[width=fit]
```

```
\startchemical
```

```
\chemical
```

```
[ONE,ZO,SB14,DB6,Z46,
```

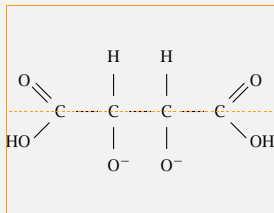
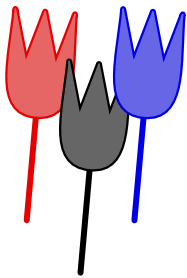
```
MOV1,ZO,SB137,Z37,
```

```
MOV1,ZO,SB137,Z37,
```

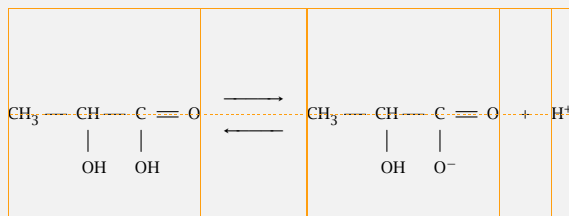
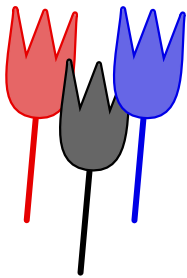
```
MOV1,ZO,SB2,DB8,Z28]
```

```
[C,^-O,O,C,OH,H,C,OH,H,C,O^-,O]
```

```
\stopchemical
```



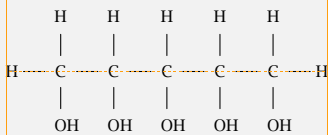
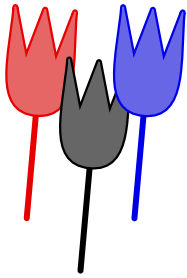
```
\setupchemical
[width=fit]
\startchemical
\chemical
[ONE,ZO,SB14,DB6,Z46,
MOV1,ZO,SB137,Z37,
MOV1,ZO,SB137,Z37,
MOV1,ZO,SB2,DB8,Z28]
[C,HO,O,C,O^-,H,C,O^-,H,C,OH,O]
\stopchemical
```


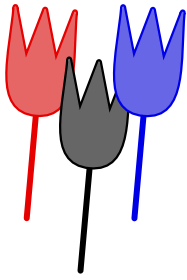
```

\startformula
\setupchemical
[width=fit]
\startchemical
\chemical
[ONE,ZO,OFF1,SB1,
MOV1,OFF1,ZO,OFF1,SB13,Z3,
MOV1,ZO,DB1,SB3,Z3,
MOV1,ZO]
[CH_3,CH,OH,C,OH,O]
\stopchemical
\startchemical
\chemical[SPACE,EQUILIBRIUM,SPACE]
\stopchemical
\startchemical
\chemical
[ONE,ZO,OFF1,SB1,
MOV1,OFF1,ZO,OFF1,SB13,Z3,
MOV1,ZO,DB1,SB3,Z3,
MOV1,ZO]
[CH_3,CH,OH,C,O^- ,O]
\stopchemical
\startchemical
\chemical[SPACE,PLUS,SPACE]
\stopchemical
\startchemical
\chemical[ONE,OFF1,ZO][H^+]
\stopchemical
\stopformula

```



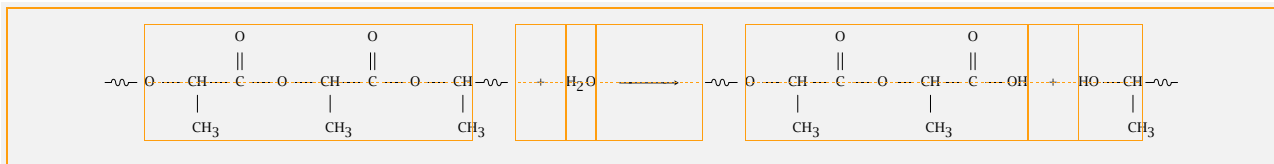
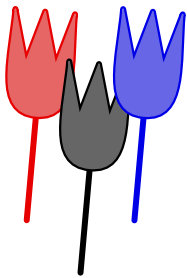
```
\startchemical[width=fit]
\chemical
[ONE,Z0357,SB1357,
MOV1,Z037,SB137,
MOV1,Z037,SB137,
MOV1,Z037,SB137,
MOV1,Z0137,SB137]
[C,OH,H,H,C,OH,H,C,OH,H,C,OH,H,C,H,OH,H]
\stopchemical
```



```

\setupchemical
[width=fit,
height=fit,
bottom=2000]
\startchemical
\chemical
[ONE,OFF1,Z0,OFF1,SB1,OE5,
MOV1,OFF1,Z0,OFF1,SB1,Z3,SB3,
MOV1,OFF1,Z0,2OFF1,SB1,
MOV1,OFF1,Z0,OFF1,SB1,Z3,SB3,
MOV1,OFF1,Z0,2OFF1,SB1,
MOV1,OFF1,Z0,Z3,SB3,OE1]
[CH_2,CH,CH_3,CH_2,CH,CH_3,CH_2,CH,CH_3]
\bottomtext{polymer A}
\stopchemical
\blank[3*big]
\startchemical
\chemical
[ONE,Z0,SB1,OE5,
MOV1,OFF1,Z0,OFF1,SB1,Z3,SB3,
MOV1,Z0,SB1,Z7,DB7,
MOV1,Z0,SB1,
MOV1,Z0,SB1,Z3,SB3,
MOV1,OFF1,Z0,OFF1,SB1,Z7,DB7,
MOV1,Z0,SB1,
MOV1,OFF1,Z0,Z3,SB3,OE1]
[O,CH,CH_3,C,O,O,CH,CH_3,C,O,O,CH,CH_3]
\bottomtext{polymer B}
\stopchemical

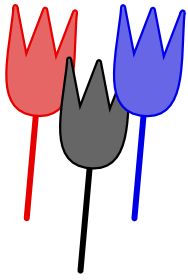
```



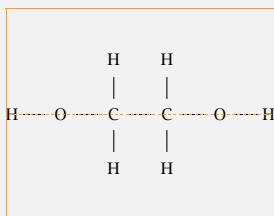
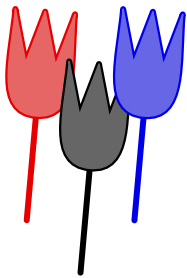
```

\startformula
\setupchemical
[width=fit,
height=2750,
scale=small,
size=small]
\startchemical
\chemical
[ONE,ZO,SB1,OE5,
MOV1,OFF1,Z0,OFF1,SB1,Z3,SB3,
MOV1,Z0,SB1,Z7,DB7,
MOV1,Z0,SB1,
MOV1,OFF1,Z0,OFF1,SB1,Z3,SB3,
MOV1,Z0,SB1,Z7,DB7,
MOV1,Z0,SB1,
MOV1,OFF1,Z0,Z3,SB3,OE1]
[O,CH,CH_3,C,O,O,CH,CH_3,C,O,O,CH,CH_3]
\stopchemical
\quad\quad
\startchemical
\chemical[SPACE,PLUS,SPACE]
\stopchemical
\startchemical
\chemical[ONE,OFF1,Z0][H_2O]
\stopchemical
\startchemical
\chemical[SPACE,GIVES,SPACE]
\stopchemical
\quad\quad
\startchemical
\chemical
[ONE,ZO,SB1,OE5,
MOV1,OFF1,Z0,OFF1,SB1,Z3,SB3,
MOV1,Z0,SB1,Z7,DB7,
MOV1,Z0,SB1,
MOV1,OFF1,Z0,OFF1,Z3,SB3,SB1,
MOV1,Z0,SB1,DB7,Z17]
[O,CH,CH_3,C,O,O,CH,CH_3,C,OH,O]
\stopchemical
\startchemical
\chemical[SPACE,PLUS,SPACE]
\stopchemical

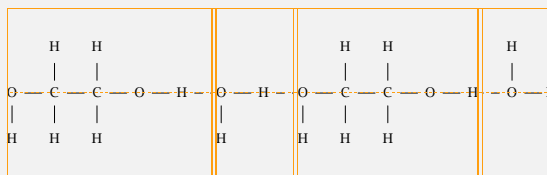
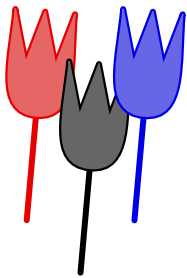
```



```
\startchemical  
  \chemical[ONE,OFF1,Z0,SB35,Z35,OE1][CH,CH_3,HO]  
\stopchemical  
\stopformula
```



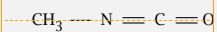
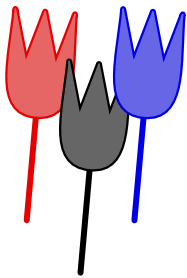
```
\startchemical[width=fit]
\chemical
[ONE,Z05,SB15,
MOV1,Z037,SB137,
MOV1,Z037,SB137,
MOV1,Z01,SB1]
[O,H,C,H,H,C,H,H,O,H]
\stopchemical
```



```

\startformula
\setupchemical
[width=fit,
scale=small,
size=small]
\startchemical
\chemical
[ONE,Z03,SB13,
MOV1,Z037,SB137,
MOV1,Z037,SB137,
MOV1,Z0,SB1,
MOV1,Z0,SD1]
[O,H,C,H,H,C,H,H,O,H]
\stopchemical
\startchemical[width=100]
\chemical[SPACE]
\stopchemical
\startchemical
\chemical
[ONE,SB1,SB3,Z0,Z3,MOV1,Z0,SD1][O,H,H]
\stopchemical
\startchemical[width=100]
\chemical[SPACE]
\stopchemical
\startchemical
\chemical
[ONE,Z03,SB13,
MOV1,Z037,SB137,
MOV1,Z037,SB137,
MOV1,Z0,SB1,
MOV1,Z0]
[O,H,C,H,H,C,H,H,O,H]
\stopchemical
\startchemical[width=100]
\chemical[SPACE]
\stopchemical
\startchemical
\chemical[ONE,Z017,SB17,SD5][O,H,H]
\stopchemical
\stopformula

```



```
\startchemical[height=2000]
```

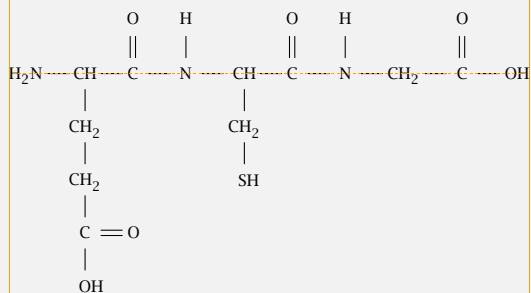
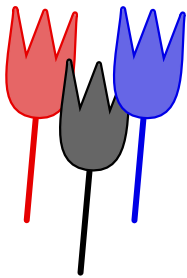
```
\chemical
```

```
[ONE,DB1,SB5,Z0,Z5,
```

```
MOV1,DB1,Z0,Z1]
```

```
[N,CH_3,C,O]
```

```
\stopchemical
```

```
\startchemical
```

```
[width=fit]
```

```
\chemical
```

```
[ONE,OFF1,Z0,OFF1,Z5,SB135,
```

```
SAVE,
```

```
MOV3,Z0,SB3,
```

```
MOV3,Z0,SB3,
```

```
MOV3,Z013,DB1,SB3,
```

```
RESTORE,
```

```
MOV1,Z07,SB1,DB7,
```

```
MOV1,Z07,SB17,
```

```
MOV1,OFF1,Z0,OFF1,SB13,
```

```
SAVE,
```

```
MOV3,Z03,SB3,
```

```
RESTORE,
```

```
MOV1,Z07,SB1,DB7,
```

```
MOV1,Z07,SB17,
```

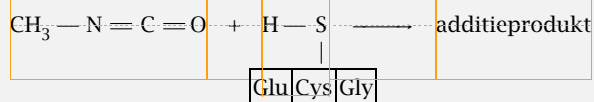
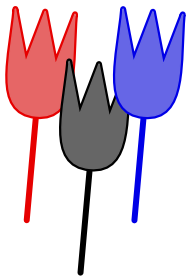
```
MOV1,OFF1,Z0,2OFF1,SB1,
```

```
MOV1,Z017,SB1,DB7]
```

```
[CH,H_2N,CH_2,CH_2,C,O,OH,C,O,N,H,CH,CH_2,
```

```
SH,C,O,N,H,CH_2,C,OH,O]
```

```
\stopchemical
```

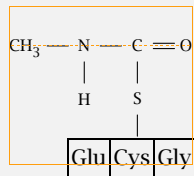
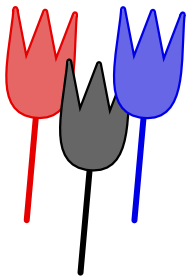


```

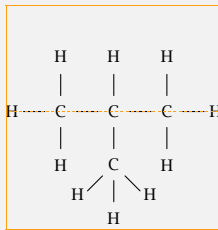
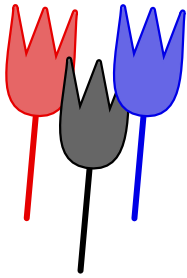
\def\Subs
  {\hbox
    {\setbox0=\hbox\framed{Glu\hairline Cys\hairline Gly}%
      \hskip-.5\wd0\lower.5\ht0\box0}}

\startformula
  \setupchemical
    [width=fit,
     height=2000,
     size=big]
  \startchemical
    \chemical
      [ONE,Z05,DB1,SB5,MOV1,Z01,DB1][N,CH_3,C,O]
  \stopchemical
  \startchemical
    \chemical[SPACE,PLUS,SPACE]
  \stopchemical
  \startchemical
    \chemical[ONE,Z035,SB35][S,\Subs,H]
  \stopchemical
  \startchemical
    \chemical[SPACE,GIVES,SPACE]
  \stopchemical
  \startchemical
    \chemical[ONE,Z0][additieprodukt]
  \stopchemical
\stopformula

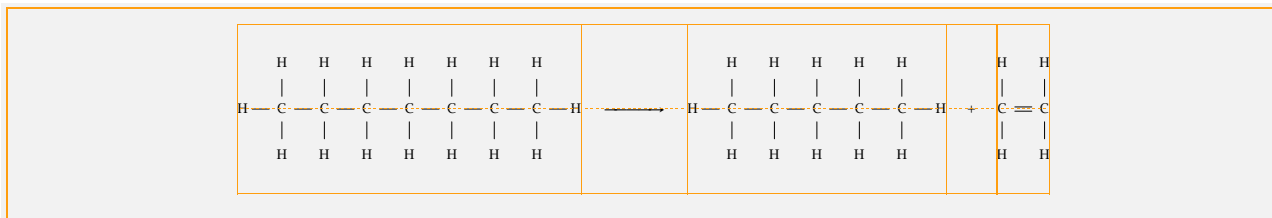
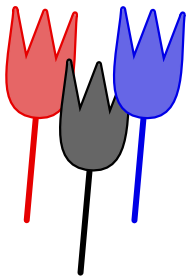
```



```
\def\Subs
{\hbox
{\setbox0=\hbox\framed{Glu\hairline Cys\hairline Gly}%
\hskip-.5\wd0\lower.5\ht0\box0}}
\startformula
\setupchemical
[width=fit,
height=1500]
\startchemical
\chemical
[ONE,Z035,SB135,
MOV1,Z01,DB1,SB3,
MOV0,MOV1,MOV3,Z03,SB3]
[N,H,CH_3,C,O,S,\Subs]
\stopchemical
\stopformula
```



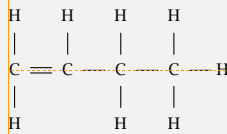
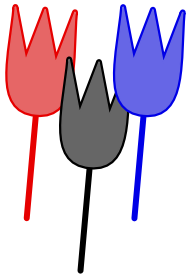
```
\startchemical[width=fit]
\chemical
  [ONE,Z0357,SB1357,
  MOV1,Z07,SB137,
  SAVE,MOV1,Z0137,SB137,RESTORE,
  MOV3,Z0234,SB234,]
[C,H,H,H,C,H,C,H,H,H,C,H,H,H]
\stopchemical
```



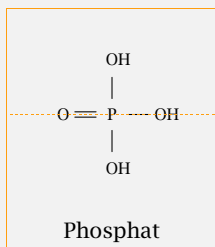
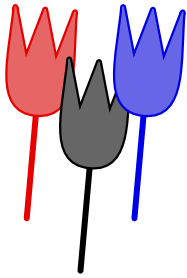
```

\startformula
\setupchemical
[width=fit,
scale=small,
size=small]
\startchemical
\chemical
[ONE,ZO,SB1357,Z357,
MOV1,ZO,SB137,Z37,
MOV1,ZO,SB137,Z37,
MOV1,ZO,SB137,Z37,
MOV1,ZO,SB137,Z37,
MOV1,ZO,SB137,Z37,
MOV1,ZO,SB137,Z137,]
[C,H,H,H,C,H,H,C,H,H,C,H,H,C,H,H,C,H,H,C,H,H,H]
\stopchemical
\startchemical
\chemical[SPACE,GIVES,SPACE]
\stopchemical
\startchemical
\chemical
[ONE,ZO,SB1357,Z357,
MOV1,ZO,SB137,Z37,
MOV1,ZO,SB137,Z37,
MOV1,ZO,SB137,Z37,
MOV1,ZO,SB137,Z137]
[C,H,H,H,C,H,H,C,H,H,C,H,H,C,H,H,C,H,H,H]
\stopchemical
\startchemical
\chemical[SPACE,PLUS,SPACE]
\stopchemical
\startchemical
\chemical
[ONE,ZO,DB1,SB37,Z37,
MOV1,ZO,SB37,Z37]
[C,H,H,C,H,H]
\stopchemical
\stopformula

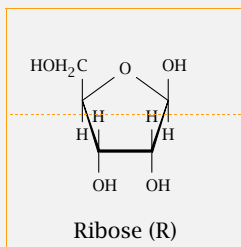
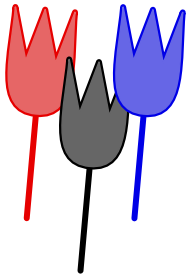
```



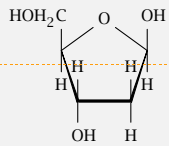
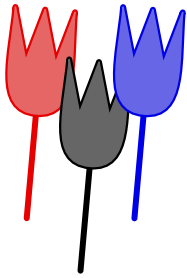
```
\startformula
\startchemical[width=fit]
\chemical
[ONE,Z037,SB37,DB1,
MOV1,Z07,SB17,
MOV1,Z037,SB137,
MOV1,Z0137,SB137]
[C,H,H,C,H,C,H,H,C,H,H,H]
\stopchemical
\stopformula
```



```
\definechemical[phosphat]
  {\chemical[ONE,SB137,DB5,Z01357][P,OH,OH,O,OH]}
\startchemical[height=6500,top=2000,bottom=2500,width=4000]
  \chemical[phosphat]
  \bottext{Phosphat}
\stopchemical
```

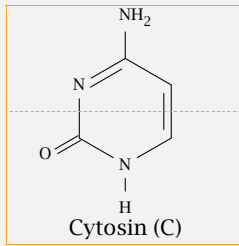
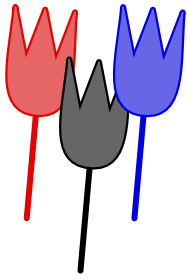


```
\definechemical[ribose]
  {\chemical[FIVE,FRONT,BB125,+SB3,-SB4,Z4][O]
  \chemical[FIVE,FRONT,+R1235,+RZ1235][H,H,\SR{HOH_2C},OH]
  \chemical[FIVE,FRONT,-R1235,-RZ1235][OH,OH,H,H]}
\startchemical[height=6500,top=2000,bottom=2500,width=4500]
  \chemical[ribose]
  \bottext{Ribose (R)}
\stopchemical
```

Desoxyribose (dR)

```
\definechemical[desoxyribose]
{\chemical[FIVE,FRONT,BB125,+SB3,-SB4,Z4][O]
\chemical[FIVE,FRONT,+R1235,+RZ1235][H,H,\SR{HOH_2C},OH]
\chemical[FIVE,FRONT,-R1235,-RZ1235][H,OH,H,H]}
\startchemical[height=6500,top=2000,bottom=2500,width=4500]
\chemical[desoxyribose]
\bottomtext{Desoxyribose (dR)}
\stopchemical
```



```
\definechemical[cytosin]
```

```
{\chemical
```

```
[SIX,B1,EB1,+SB2,-SB3,+SB4,-SB5,EB5,B6,Z3,Z5,SR3,ER4,R6,RZ3,RZ4,RZ6]
```

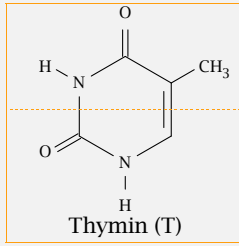
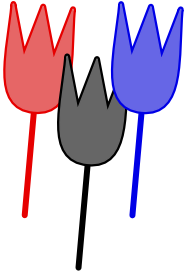
```
[N,N,H,O,NH_2]}
```

```
\startchemical[height=6500,top=2000,bottom=2500,width=4500]
```

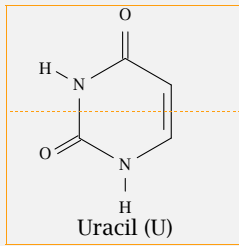
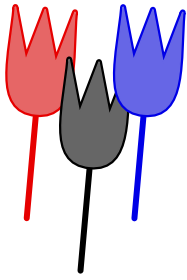
```
\chemical[cytosin]
```

```
\bottext{Cytosin (C)}
```

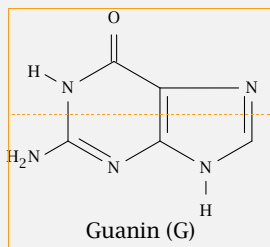
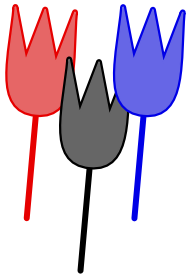
```
\stopchemical
```



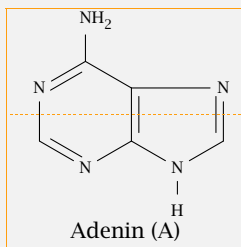
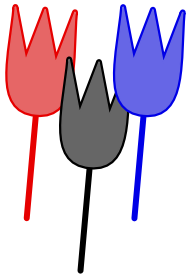
```
\definechemical[thymin]
  {\chemical
    [SIX,B1,EB1,+SB2,-SB3,+SB4,-SB5,B6,Z35,R1,SR3,ER4,SR5,ER6,RZ13456]
    [N,N,CH_3,H,O,H,O,]}
\startchemical[height=6500,top=2000,bottom=2500,width=4500]
  \chemical[thymin]
  \bottext{Thymin (T)}
\stopchemical
```



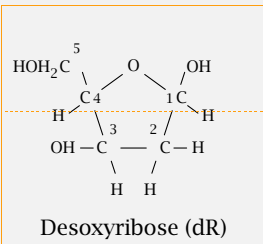
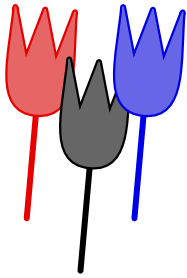
```
\definechemical[uraci]
{\chemical
[SIX,B1,EB1,+SB2,-SB3,+SB4,-SB5,B6,Z35,SR3,ER4,SR5,ER6,RZ3456]
[N,N,H,O,H,O,]}
\startchemical[height=6500,top=2000,bottom=2500,width=4500]
\chemical[uraci]
\bottomtext{Uracil (U)}
\stopchemical
```



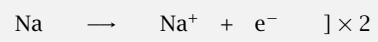
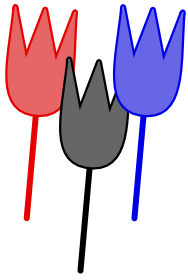
```
\definechemical[guanin]
  {\chemical[SIX,B6,B1,+SB2,-SB3,EB3,+SB4,-SB5,Z35][N,N]
  \chemical[SIX,R4,SR5,ER6,RZ456][\SR{H_2N},H,O]
  \chemical[SIX,MOV1,-SB1,EB1,+SB2,-SB3,EB4,-SS6,Z13,SR3,RZ3][N,N,H]}
\startchemical[height=6500,top=2000,bottom=2500,width=5000,left=2000]
  \chemical[guanin]
  \bottext{Guanin (G)}
\stopchemical
```




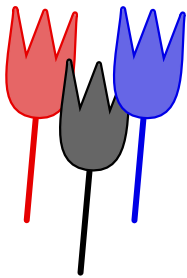
```
\definechemical[adenin]
  {\chemical[SIX,B6,B1,+SB2,-SB3,EB3,+SB4,-SB5,EB5,Z35][N,N]
  \chemical[SIX,R6,RZ6][\SL{NH_2}]
  \chemical[SIX,MOV1,-SB1,EB1,+SB2,-SB3,EB4,-SS6,Z13,SR3,RZ3][N,N,H]}
\startchemical[height=6500,top=2000,bottom=2500,width=4500,left=1500]
  \bottext{Adenin (A)}
  \chemical[adenin]
\stopchemical
```



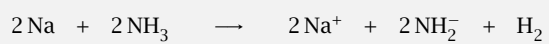
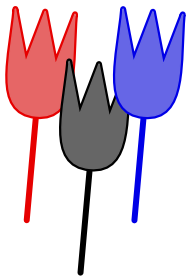
```
\definechemical[desoxyribose again]
{\chemical[FIVE,ROT2,SB12345,Z12345][\TL{2}C,\TR{3}C,\R{4}C,O,\L{1}C]
\chemical[FIVE,ROT2,+SR1235,+RZ1235][H,OH,\TR{5}{HOH_2C},H]
\chemical[FIVE,ROT2,-SR1235,-RZ1235][H,H,H,OH]}
\startchemical[height=6500,top=2000,bottom=2500,width=5000]
\chemical[desoxyribose again]
\bottomtext{Desoxyribose (dR)}
\stopchemical
```




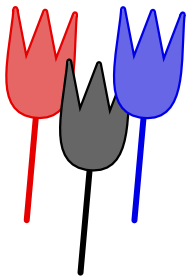
```
\startformula
\chemical{Na}
\chemical{GIVES}
\chemical{Na^{+}}
\chemical{PLUS}
\chemical{e^{-}} \quad \rbrack \times 2
\stopformula
```

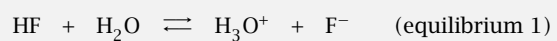
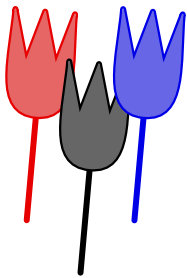
```
\startformula
\chemical{2\,NH_{3}}
\chemical{PLUS}
\chemical{2\,e^{\{-}\}}
\chemical{GIVES}
\chemical{2\,NH_{2}^{\{-}\}}
\chemical{PLUS}
\chemical{H_{2}}
\stopformula
```



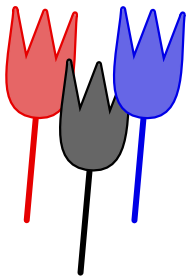
```
\startformula
\chemical{2\,Na}
\chemical{PLUS}
\chemical{2\,NH_{3}}
\chemical{GIVES}
\chemical{2\,Na^{+}}
\chemical{PLUS}
\chemical{2\,NH_{2}^{-}}
\chemical{PLUS}
\chemical{H_{2}}
\stopformula
```



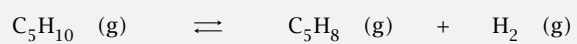
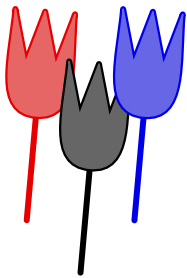
```
\startformula
\chemical{NH_{2}^{-}}
\chemical{PLUS}
\chemical{H_{2}O}
\chemical{GIVES}
\chemical{NH_{3}}
\chemical{PLUS}
\chemical{OH^{-}}
\stopformula
```




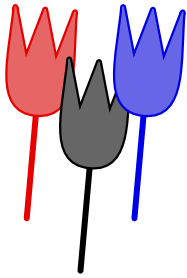
```
\startformula
\matrix
  {\chemical{HF}}
  \quad
  {\chemical{PLUS}}
  \quad
  {\chemical{H_{2}O}}
  \quad
  {\chemical{EQUILIBRIUM}}
  \quad
  {\chemical{H_{3}O^{+}}}
  \quad
  {\chemical{PLUS}}
  \quad
  {\chemical{F^{-}}}
  &
  \quad
  \rm (equilibrium 1) \cr}
\stopformula
```



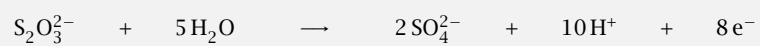
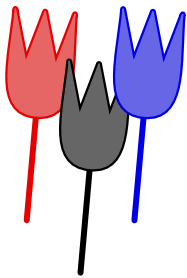
```
\startformula
\matrix
  {\chemical{HF}}
  \quad
  \chemical{PLUS}
  \quad
  \chemical{F^{\{-}}}}
  \quad
  \chemical{EQUILIBRIUM}}
  \quad
  \chemical{HF_{2}^{\{-}}}
  &
  \quad
  \rm (equilibrium^2) \cr}
\stopformula
```



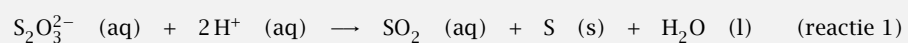
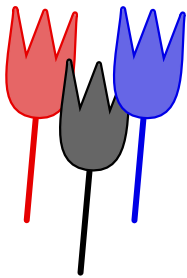
```
\startformula
\chemical{C_{5}H_{10}\quad(g)}
\quad
\chemical{EQUILIBRIUM}
\quad
\chemical{C_{5}H_{8}\quad(g)}
\quad
\chemical{PLUS}
\quad
\chemical{H_{2}\quad(g)}
\stopformula
```



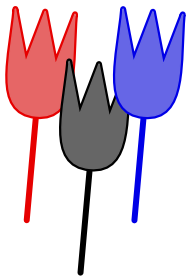
```
\startformula
\chemical{2\,S_{2}O_{3}^{2-}}
\quad
\chemical{GIVES}
\quad
\chemical{S_{2}O_{6}^{2-}}
\quad
\chemical{PLUS}
\quad
\chemical{2\,e^{-}}
\stopformula
```



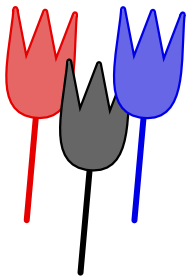
```
\startformula
\chemical{S_{2}O_{3}^{2-}}
\quad
\chemical{PLUS}
\quad
\chemical{5\,H_{2}O}
\quad
\chemical{GIVES}
\quad
\chemical{2\,SO_{4}^{2-}}
\quad
\chemical{PLUS}
\quad
\chemical{10\,H^{+}}
\quad
\chemical{PLUS}{}
\quad
\chemical{8\,e^{-}}
\stopformula
```

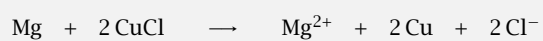
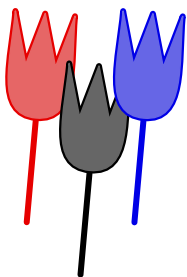
```
\startformula
\matrix
  {\chemical{S_{2}O_{3}^{2-}}\quad(aq)}
  \quad
  \chemical{PLUS}
  \quad
  \chemical{2\,H^{+}}\quad(aq)}
  \quad
  \chemical{GIVES}
  \quad
  \chemical{SO_{2}}\quad(aq)}
  \quad
  \chemical{PLUS}
  \quad
  \chemical{S}\quad(s)}
  \quad
  \chemical{PLUS}
  \quad
  \chemical{H_{2}O}\quad(l)}
  \quad
  &
  \quad
  \rm (reactie 1) \quad \cr}
\stopformula
```



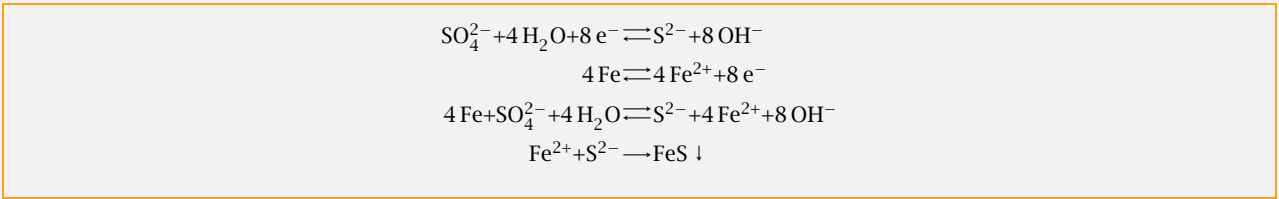
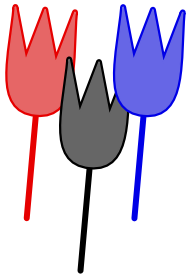
```
\startformula
\chemical{FeTiO_3\quad(s)}
\chemical{PLUS}
\chemical{H_2\quad(g)}
\chemical{GIVES}
\chemical{Fe\quad(s)}
\chemical{PLUS}
\chemical{TiO_2\quad(s)}
\chemical{PLUS}
\chemical{H_2O\quad(g)}
\stopformula
```



```
\startformula
\chemical{2\,NaN_3\quad(s)}
\chemical{GIVES}
\chemical{2\,Na\quad(s)}
\chemical{PLUS}
\chemical{3\,N_2\quad(g)}
\stopformula
```



```
\startformula
\chemical{Mg}
\chemical{PLUS}
\chemical{{2}\,CuCl}
\chemical{GIVES}
\chemical{Mg^{2+}}
\chemical{PLUS}
\chemical{{2}\,Cu}
\chemical{PLUS}
\chemical{{2}\,Cl^{-}}
\stopformula
```



```

\startformula
\eqalign
{\chemical{SO_4^{2-}}}
\chemical{PLUS}
\chemical{4\,H_2O}
\chemical{PLUS}
\chemical{8\,e^-}

&

\chemical{EQUILIBRIUM}
\chemical{S^{2-}}
\chemical{PLUS}
\chemical{8\,OH^-}

\cr

\chemical{4\,Fe}

&

\chemical{EQUILIBRIUM}
\chemical{4\,Fe^{2+}}
\chemical{PLUS}
\chemical{8\,e^-}

\cr

\chemical{4\,Fe}
\chemical{PLUS}
\chemical{SO_4^{2-}}
\chemical{PLUS}
\chemical{4\,H_2O}

&

\chemical{EQUILIBRIUM}
\chemical{S^{2-}}
\chemical{PLUS}
\chemical{4\,Fe^{2+}}
\chemical{PLUS}
\chemical{8\,OH^-}

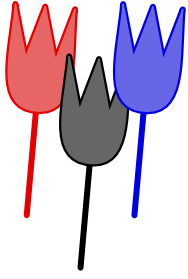
\cr

\chemical{Fe^{2+}}
\chemical{PLUS}
\chemical{S^{2-}}

&

\chemical{GIVES}
\chemical{FeS\downarrow}{dark} \cr
\stopformula

```



| | |
|--|--|
| task force members | Tobias Burnus Gilbert van den Dobbelsteen Hans Hagen Taco Hoekwater |
| dedicated mailing list contacting authors | ntg-context@ntg.nl pragma@wxs.nl |
| examples, manuals and code | www.ntg.nl/context frambach.eco.rug.nl/pragma www.pragma-ade.nl |
| authors | Hans Hagen Richard Müller Ton Otten |
| processing date current version | May 11, 1999 1999.5.10 |